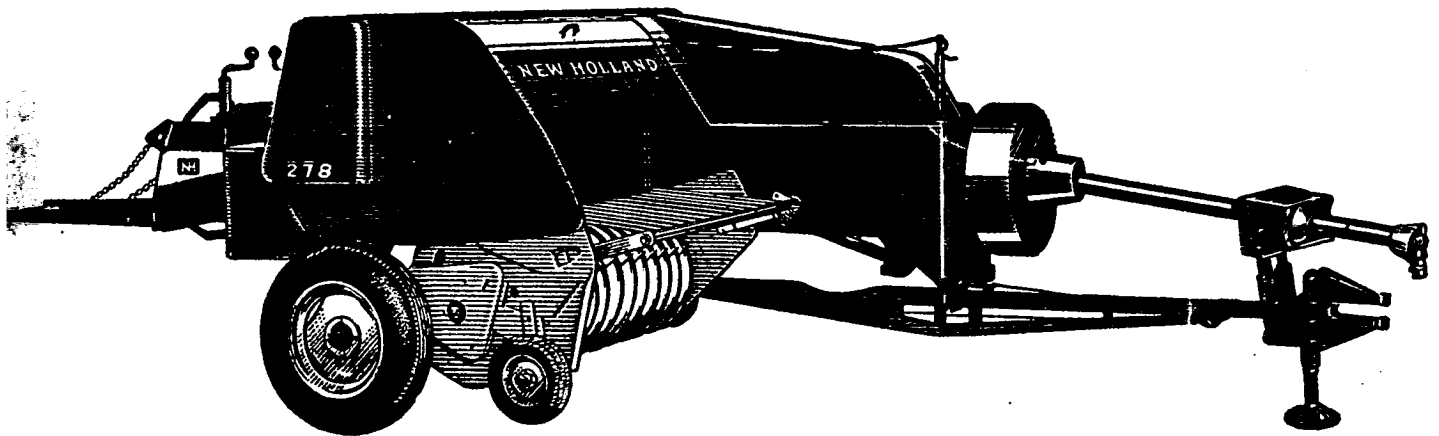




NEW HOLLAND

SERVICE PARTS CATALOGUE

(Issue 2/70)
(Replaces Issue 1/69)



P.T.O. AND ENGINE MODELS

HAYLINER 278

BALER

ORDERING PARTS

When ordering service parts follow the instructions listed below. By so doing, you will be assured of receiving the correct part in the shortest possible time.

1. Give the Baler model and serial number.
2. Write the complete part number as well as the description of the part.
3. Whenever the terms "left and right, or L and R," are used, it should be understood to mean from a position facing in the direction of Baler travel.
4. Give detailed shipping instructions, that is: Railway station, Town; whether shipment is to go by parcel post, passenger or goods train, or road.

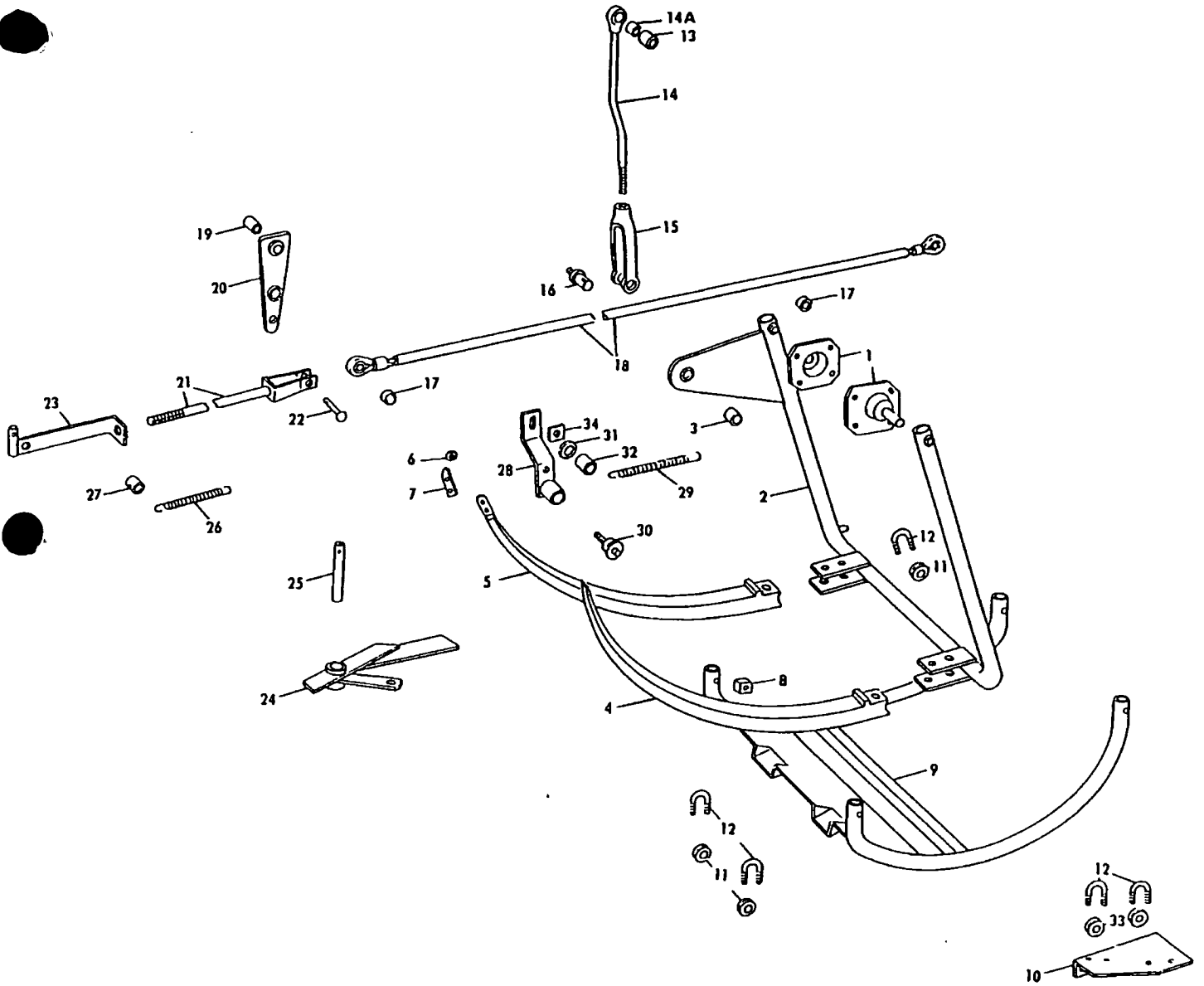
New Holland Division Sperry Rand Limited is continually striving to improve its products, and therefore, reserves the right to make improvements or changes, when it becomes practical and possible to do so, without incurring any obligation to make changes, or additions, to the equipment sold previously.


SERVICE PARTS CATALOGUE

HAYLINER 278

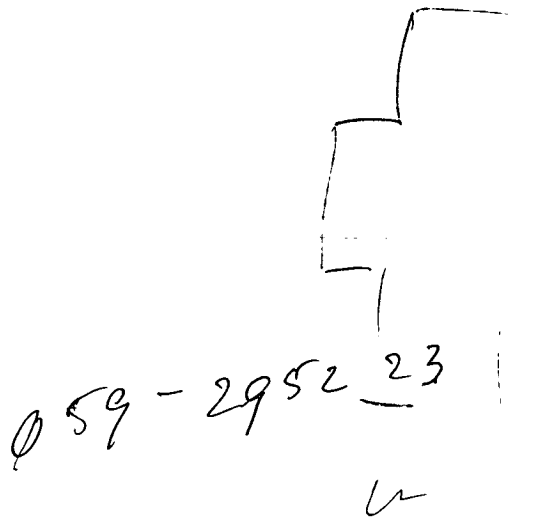
BALER







0164-612356



#	Part Number	Qty	Description
1	261873	2	Pivot Weld Assy., Replaces P/N 183832
	87596	8	Bolt, Round Hd., Short Sq. Neck, 3/8" x 3/4"
	80680	8	Washer, Lock, 3/8"
	84944	8	Nut, 3/8"
2	221241 <i>be/act out mied.</i>	1	Yoke Weld Assy.
	87414	2	Fitting, Lube, Straight, 1/4"-28
3	132452	1	Spacer
4	38762	2	Needle, For Twine Tie
	87183	2	Screw, Cap, HH, 7/16" x 3-1/2"
	87174	4	Screw, Cap, HH, 7/16" x 1-1/4"
	81547	2	Washer, Lock, 7/16"
	84945	2	Nut, 7/16"
5	132322	2	Needle, For Wire Tie
	87183	2	Screw, Cap, HH, 7/16" x 3-1/2"
	87174	4	Screw, Cap, HH, 7/16" x 1-1/4"
	81547	2	Washer, Lock, 7/16"
	84945	2	Nut, 7/16"
6	12492	2	Guide, Ball Bearing Wire, For Wire Tie Only
7	128458	2	End, Needle, For Wire Tie Only
	87659	4	Screw, Cap, Hex Socket, Flat Hd., 1/4" x 3/4" UNF
	92227	AR	Sealant, Loctite, GAAV
	92228	AR	Primer, Loctite, GN
8	41377	1	Spacer
9	227453	1	Guard Weld Assy.
	88444	1	Screw, Cap, HH, G5, 3/8" x 2-3/4"
	88436	2	Screw, Cap, HH, G5, 3/8" x 2"
	88412	1	Screw, Cap, HH, G5, 3/8" x 2-1/4"
	80702	2	Washer, 3/8"
	84040	4	Nut, 3/8"
10	165606	1	Angle, Wire Tie Only
	88206	2	Screw, Cap, HH, G5, 3/8" x 1"
	80680	2	Washer, Lock, 3/8"
	84944	2	Nut, 3/8"
11	28110	AR	Guide, Twine
12	28114	AR	U-Bolt, Twine Guide
	80684	AR	Washer, Lock, #10
	87304	AR	Nut, #10
13	259284	1	Spacer, Replaces P/N 132449
14	257072	1	Rod Weld Assy., Replaces P/N 167842 Includes: Ref. 14A
	87414	1	Fitting, Lube, Straight, 1/4"
	280170	1	Screw, Cap, HH, G8, 5/8" x 3-1/4"
	570950	3	Washer, Special, Replaces P/N 64053
	49637	1	Washer
	47832	1	Nut, Lock, GC, 5/8"
14A	132447	1	Bushing
15	246378	1	Clevis, Needle Yoke, Replaces P/N 167839
	87313	1	Nut, Jam, 3/4"
16	132451	1	Pin Weld Assy.
	87414	1	Fitting, Lube, Straight, 1/4"
	80741	1	Pin, Cotter, 1/8" x 1"
	129257	2	Spacer
18	227826	1	Cable Assy.
	88116	1	Screw, Cap, Hex Socket, 3/8" x 3-1/4"

#	Part Number	Qty	Description
	88428	1	Screw, Cap, HH, G5, 3/8" x 1-3/4"
	80702	2	Washer, 3/8"
	80680	1	Washer, Lock, 3/8"
	84944	1	Nut, 3/8"
	84040	1	Nut, Lock, 3/8"
19	121046	1	Spacer
20	66193	1	Lever Weld Assy.
	87569	1	Fitting, Lube, 1/4"-45<198>
	88552	1	Screw, Cap, HH, G5, 1/2" x 2"
	87364	1	Washer, 1/2"
	80679	1	Washer, Lock, 12/16"
21	267800	1	Adjuster Weld Assy., Replaces P/N 131803 & 244639
	84970	4	Nut, Jam, 1/2"
	224327	2	Washer
	80700	2	Washer, 1/2"
22	56578	1	Rivet, Drilled
	80702	1	Washer, 3/8"
	80756	1	Pin, Cotter, 1/8" x 3/4"
23	229308	1	Rod Weld Assy.
24	200564	1	Kit, Latch Service Includes: Ref. 25
25	185111	1	Pin
	87415	1	Fitting, Lube, 1/4"-90<198>
	87400	1	Pin, Cotter, 3/16" x 2"
	80700	1	Washer, 1/2"
26	32379	1	Spring
27	236847	1	Spacer
28	54504	1	Lever Weld Assy., Used on & BSN 273035
28	259042	1	Lever Weld Assy., Used on & ASN 273036
	84825	1	Bolt, Round Hd., Short Sq. Neck, 3/8" x 2-1/4"
	88044	1	Screw, Cap, HH, G5, 3/8" x 1-1/2"
	28409	1	Washer
	80680	1	Washer, Lock, 3/8"
	84944	3	Nut, 3/8"
29	34490	1	Spring
30	576932	1	Bearing, Cam, Replaces P/N 244242 & 259038
	285072	AR	Washer
	88902	1	Nut, Lock, GC, 3/8"
31	47407	1	Spacer, Used on & BSN 273035
32	11594	1	Bushing, Spacer, Used on & BSN 273035
32	259039	1	Bushing, Spacer, Used on & ASN 273036
	87414	1	Fitting, Lube, Self-Tapping, 1/4"-28
33	222003	2	Guide
34	66657	1	Tab

NEW HOLLAND

NUMBER
CEL/3/67

DATE
MARCH 1967

MACHINE
Model 278 Baler

MACHINE: MODEL 278 BALER.

SUBJECT: PICK-UP ASSEMBLY CLOSE SET TINE MODEL AS SUPPLIED TO SALES NOS. 153112 through to 153119 inclusive.

EFFECTIVE: IMMEDIATELY.

REVISION	PAGE	REF.	PART No.	No. REQ.	DESCRIPTION
----------	------	------	----------	----------	-------------

This Bulletin is applicable to machines which are supplied under Sales Nos. 153112 to 153119 being fitted with Close Set Tine Pick-up Assemblies and therefore would require the following amendments in the Service Parts Catalogue, N.H. 5096-1/11/66, issue 11/66.

Change	23	1	44106 to 152469	1	Windguard Support Weld Assembly.
Change	25	25	51712 to 152461	1	Pick-up Pivot Pipe Weld Assembly.
Change	25	29	40662	2 to 3	Pick-up Guard Bracket.
Change	25	Under 29	84467) 80682) 84942)		Increase quantities from 2 to read 3 each.
Change	25	30	40791 to 152472	13 to 20	Pick-up Guard.
Delete	25	Under 30	87507	52	Self Tapping Screw $\frac{1}{4}$ " x $5/8$ ".
Add	25	30a	152471	1	Pick-up Guard Right Hand.
Add	25	Under 30a	87507	84	Self Tapping Screw $\frac{1}{4}$ " x $5/8$ ".
Change	26	37	88004 to 88102	1 1	Rd.Hd.Sh.Sq.Nk. Bolt $\frac{1}{2}$ " x $2\frac{1}{2}$ ". to Rd.Hd.Sh.Sq.Nk. Bolt $\frac{1}{2}$ " x 3".
Delete	26	Under 37	84946	1	Nut $\frac{1}{2}$ ".
Add	26	Under 37	87364 80679 84970	A/R 2 2	Washer $\frac{1}{2}$ ". Lockwasher $\frac{1}{2}$ ". Locknut $\frac{1}{2}$ ".

/Continued.

PARTS BULLETIN

NEW HOLLAND

NUMBER
CEL 3767

DATE
MARCH 1967

MACHINE
Model 278 Baler

MACHINE: MODEL 278 BALER.

SUBJECT: PICK-UP ASSEMBLY CLOSE SET TINE MODEL AS SUPPLIED TO SALES NOS. 153112 through to 153119 inclusive.

EFFECTIVE: IMMEDIATELY.

REVISION	PAGE	REF.	PART No.	No. REQ.	DESCRIPTION
Change	26	38	87113 to 88102	1 1	Cap Screw, Hex Hd. $\frac{1}{2}$ " x $2\frac{1}{2}$ ". Rd.Hd.Sh.Sq. Bolt $\frac{1}{2}$ " x 3".
Add	26	Under 38	87364 80679 84970	A/R 2 2	Washer $\frac{1}{2}$ ". Lockwasher $\frac{1}{2}$ ". Locknut $\frac{1}{2}$ ".
Delete	26	39	87364	2	Plain Washer $\frac{1}{2}$ ".
Delete	26	40	84946	1	Nut $\frac{1}{2}$ ".
Change	26	42	51344 to 151009	1	Pick-up Wheel Assy. c/w Bushing & Tyre.
Change	26	44	51706 to 40781	1	Pick-up Wheel Support Bracket.
Change	26	50	48900 to 152473	1	Pick-up Driven Shaft.
Change	26	56	39485 to 152458	6	Finger Pipe Weld Assembly.
Change	26	57	37762 to 131673	36 to 60	Pick-up Finger.
Change	26	58	46491 to 130890	36 to 60	Pick-up Tooth Bracket Upper.
Change	26	59	46492 to 130889	36 to 60	Pick-up Tooth Bracket Lower.
Change	26	60	46493 to 130891	36 to 60	Pick-up Tooth Bolt.

PARTS BULLETIN

/Continued.

NEW HOLLAND

NUMBER
CEL/3/67

DATE
MARCH 1967


MACHINE
Model 278 Baler

MACHINE: MODEL 278 BALER.

SUBJECT: PICK-UP ASSEMBLY CLOSE SET TINE MODEL AS SUPPLIED TO
SALES NOS. 153112 through to 153119 inclusive.

EFFECTIVE: IMMEDIATELY.

REVISION	PAGE	REF.	PART No.	No. REQ.	DESCRIPTION
Delete	26	Under			
		60	80772	24	Locknut $\frac{3}{8}$ ".
Add	26	Under			
		60	87382	60	Locknut 5/16".
Change	26	61	39940	36	
			to	to	
			130892	60	Pick-up Finger Spacer.



C.E. LEE
SERVICE PARTS MANAGER.

PARTS BULLETIN

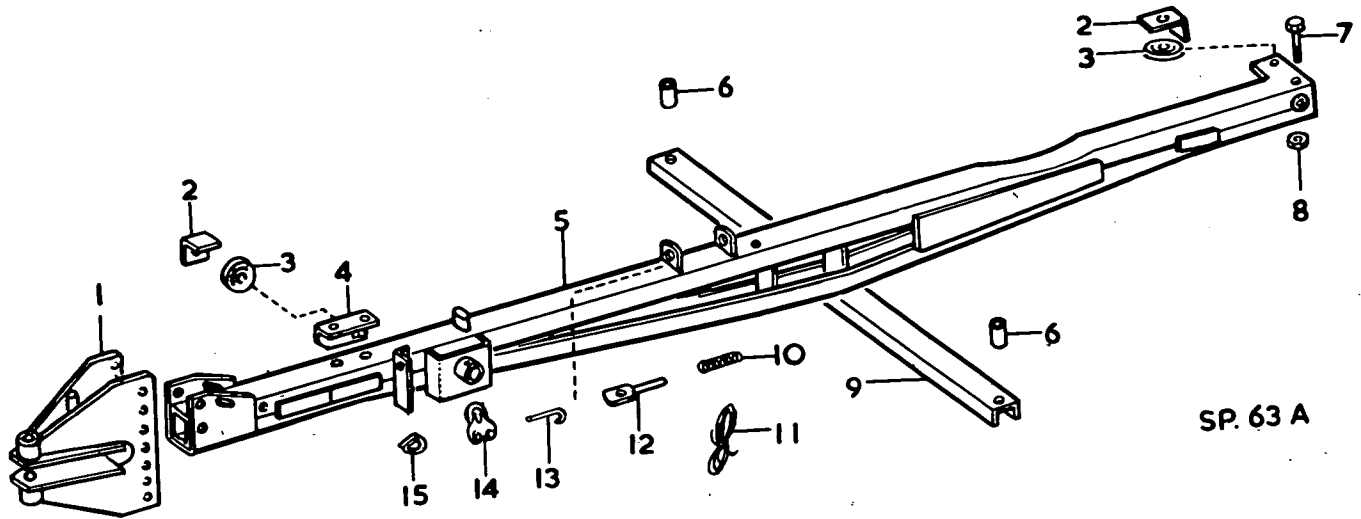
HAYLINER 278 BALER

CONTENTS

Page	Particulars
3	Tongue and Hitch
4	Jack Group
5	Flywheel, Gearbox and Connecting Rod
6	Main Drive Gearbox
8	Pick-up, Feeder and Knotter or Twister Drive Assemblies
11	Tine Feed Gearbox and Shaft Assembly
12	Plunger Assembly
15	Metering Wheel Group
16	Needle Yoke, Rod and Link Assemblies T.T.
18	Knotter Group T.T.
21	Twine Finger and Lever Assemblies
22	Bale Tension Assembly
23	Windguard Assembly
24	Pick-up Assembly
28	Feeder Assist Group
30	Feeder Front Assembly
32	Feeder Rear Assembly
36	Tine Bar, Tine Bar Drive and Cam Tracks
39	Twine Box Assembly
40	Main Frame, Crank Guard and Bale Chute Assemblies
42	Axle Assembly and Support
45	P.T.O. Assembly—Front
46	Bearing and Tube Assembly
47	P.T.O. Assembly—Rear
48	Clutch
50	Needle Yoke, Rod and Link Assemblies W.T.
52	Twister Assembly W.T.
56	Wire Guide Group W.T.
58	Wire Container Assembly
60	Accessory—Hydraulic Bale Tension Unit
62	Accessory—Hydraulic Pump
63	Accessory—Sled Hitch—Part No. 51979
64	Accessory—Wagon Hitch and Bale Chute
65	Accessory—Drawbar
66	Accessory—Replaceable Bottom Kit
67	Accessory—Bale Chamber Liner Kits
68	Accessory—Wire Carrier Kit
69	Numerical Parts Index
77	Numerical Hardware Index

HAYLINER 278 BALER

TONGUE AND HITCH



Ref. No.	Part No.	No. Used	Description
1	152567	1	Hitch
		2	87195 Cap Screw Hex. Hd., Plated, $\frac{5}{8}$ " x $1\frac{1}{2}$ "
		1	87209 Cap Screw, Hex. Hd., Plated, $\frac{5}{8}$ " x 6"
		3	84057 Lockwasher, $\frac{5}{8}$ "
		3	84947 Hex. Nut, $\frac{5}{8}$ "
2	47306	4	Sheave Guard
3	158394	2	Sheave
		2	84870 Cap Screw, Hex. Hd., Plated, $\frac{3}{8}$ " x $1\frac{1}{4}$ "
		2	80680 Lockwasher, Plated, $\frac{3}{8}$ "
		2	84944 Hex. Nut., Plated, $\frac{3}{8}$ "
		2	11574 Spacer
4	47357	1	Bracket
		2	87169 Cap Screw, Hex. Hd., Plated, $\frac{3}{8}$ " x $3\frac{1}{2}$ "
		2	80680 Lockwasher, Plated, $\frac{3}{8}$ "
		2	84944 Hex. Nut., Plated, $\frac{3}{8}$ "
5	152924	1	Tongue Assembly
6	40918	2	Tongue Support Spacer
		2	87040 Cap Screw, Hex. Hd., $\frac{1}{2}$ " x $3\frac{1}{2}$ "
		2	80679 Lockwasher, $\frac{1}{2}$ "
		2	84946 Nut, $\frac{1}{2}$ "
7	61087	1	Cap Screw, Hex. Hd., $\frac{1}{2}$ " x 5"
8	84236	1	Nut, $\frac{1}{2}$ "
9	40927	1	Tongue Support Channel
10	26392	1	Pitch Control Spring
11	50273	1	Rope
12	47292	1	Latch Pin
		1	80755 Cotter Pin, $\frac{1}{8}$ " x 1"
		1	87365 Plain Washer, $\frac{5}{8}$ "
13	51883	1	Latch Control Cable
14	47464	3	Cable Clamp
15	47465	2	Thimble

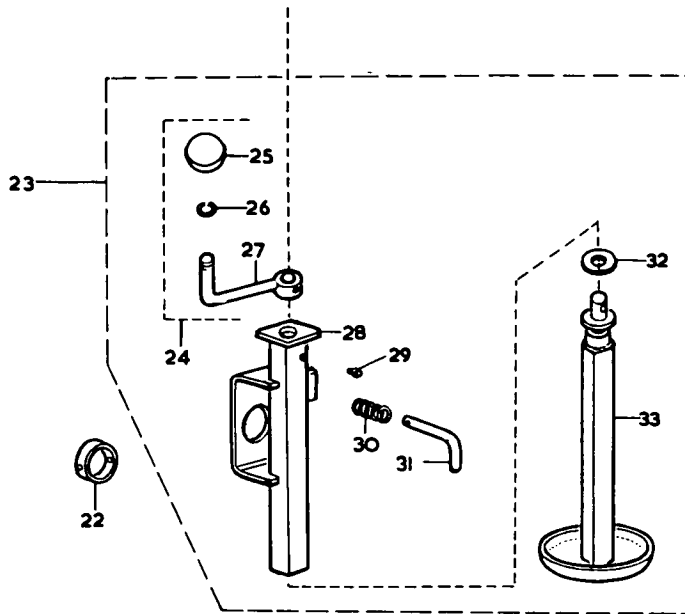
TRANSFER SET

158729	1	Complete Transfer Set
544441		

978

HAYLINER 278 BALER

JACK GROUP



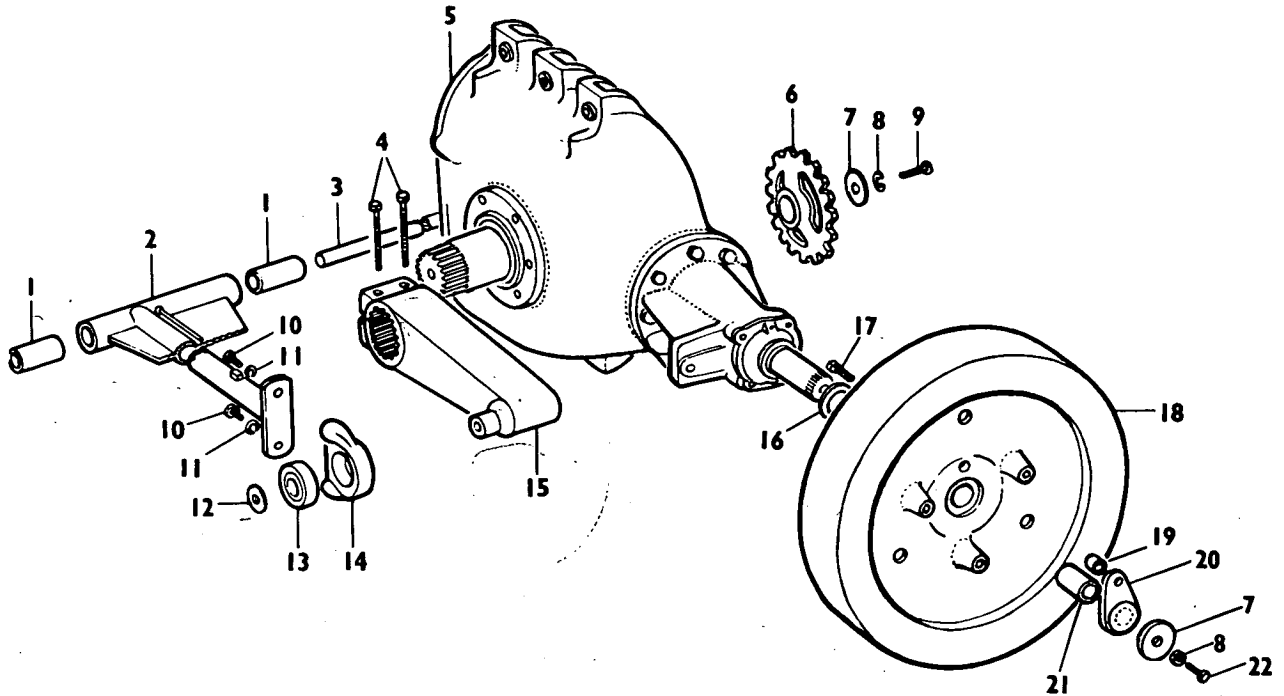
S.P. 152(A)

Ref. No.	Part No.	No. Used	Description
22	*128542	1	Collar 1 87948 Roll Pin $\frac{5}{16}$ " x $2\frac{1}{2}$ "
23	*152934	1	Jack Assembly
24	*158009	1	Jack Handle Assembly
25	*129344	1	Knob
26	*129345	1	Retaining Ring
27	*152933	1	Crank Weld Assembly 1 84923 Roll Pin $\frac{3}{16}$ " x $1\frac{1}{4}$ "
28	*152932	1	Jack Weld Assembly
29	*80714	1	Lub Fitting $\frac{1}{4}$ " - 28 straight
30	*26538	1	Spring
31	*128375	1	Jack Pin 1 87455 Roll Pin $\frac{1}{8}$ " x 1"
32	*50600	1	Washer - Nylon
33	*152804	1	Inner Jack Tube Assembly
34	*158358	1	Spring Clip (not shown) 1 884467 Slotted Pan Hd. Screw $\frac{1}{4}$ " x $\frac{1}{2}$ " 1 80682 Lock Washer $\frac{1}{4}$ " 1 84942 Nut $\frac{1}{4}$ "

*Used on and above Serial No.3974

HAYLINER 278 BALER

FLYWHEEL, GEARBOX AND CONNECTING ROD



S.P. 56

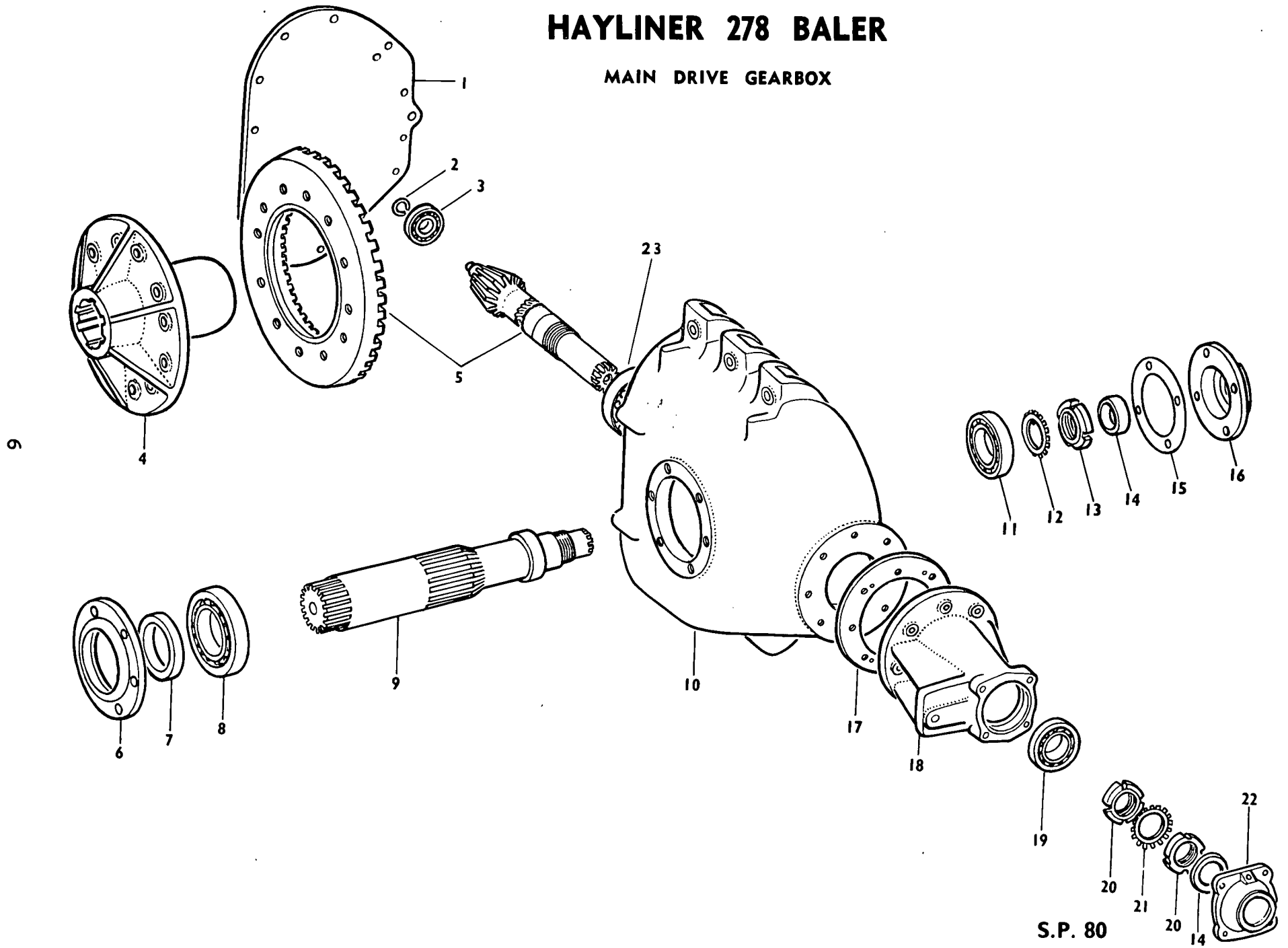
Ref. No.	Part No.	No. Used	Description
1	12154	2	Connecting Rod Bushing
2	159530	1	Connecting Rod Weld Assembly, w/Bushing and Grease Line
		1	44061 Grease Line
		2	*151458 Coupling
		2	**159338 Coupling
		1	152888 Clip
		1	80710 Grease Fitting, 1/4"
3	44064	1	Plunger Pin
		2	46046 Washer
4	87708	2	Cap Screw, Hex. Hd., 5/8" x 5"
		2	88502 Lockwasher, 5/8"
		2	84933 Nut, 5/8"
5	43334	1	Main Drive Gearbox, Complete
		7	87608 Cap Screw, Hex. Hd., 3/8" x 2", Grade 5
		7	64053 Washer
		7	84933 Nut, 3/8"
6	37219	1	Drive Sprocket, 32T
7	37776	2	Retainer Washer
8	61019	2	Lockwasher, 5/8"
9	80397	1	Cap Screw, Hex. Hd., 5/8" x 1 3/4"
10	87503	2	Cap Screw, Hex. Hd., 1/2" x 1 1/4"
11	80671	2	Lockwasher, 1/2"
12	29684	1	Washer
		1	80354 Cap Screw, Hex. Hd., 1/2" x 2 1/2"
		1	80796 Locknut, 1/2"
13	46537	1	Connecting Rod Ball Bearing
14	46569	1	Connecting Rod Bearing Cap
15	46570	1	Crank
16	35780	1	Washer
17	39716	1	Safety Shear Bolt, W/Nut
18	51927	1	Flywheel Assembly, W/Bushing and Sleeve
19	56862	1	Shear Bolt Sleeve
20	37217	1	Safety Shear Bolt Hub
21	152438	1	Flywheel Bushing
22	87195	1	Cap Screw, Hex. Hd., 5/8" x 1 1/2"

*Used on and below serial No. 5336

**Used on and below serial No. 5337

HAYLINER 278 BALER

MAIN DRIVE GEARBOX



S.P. 80

HAYLINER 278 BALER

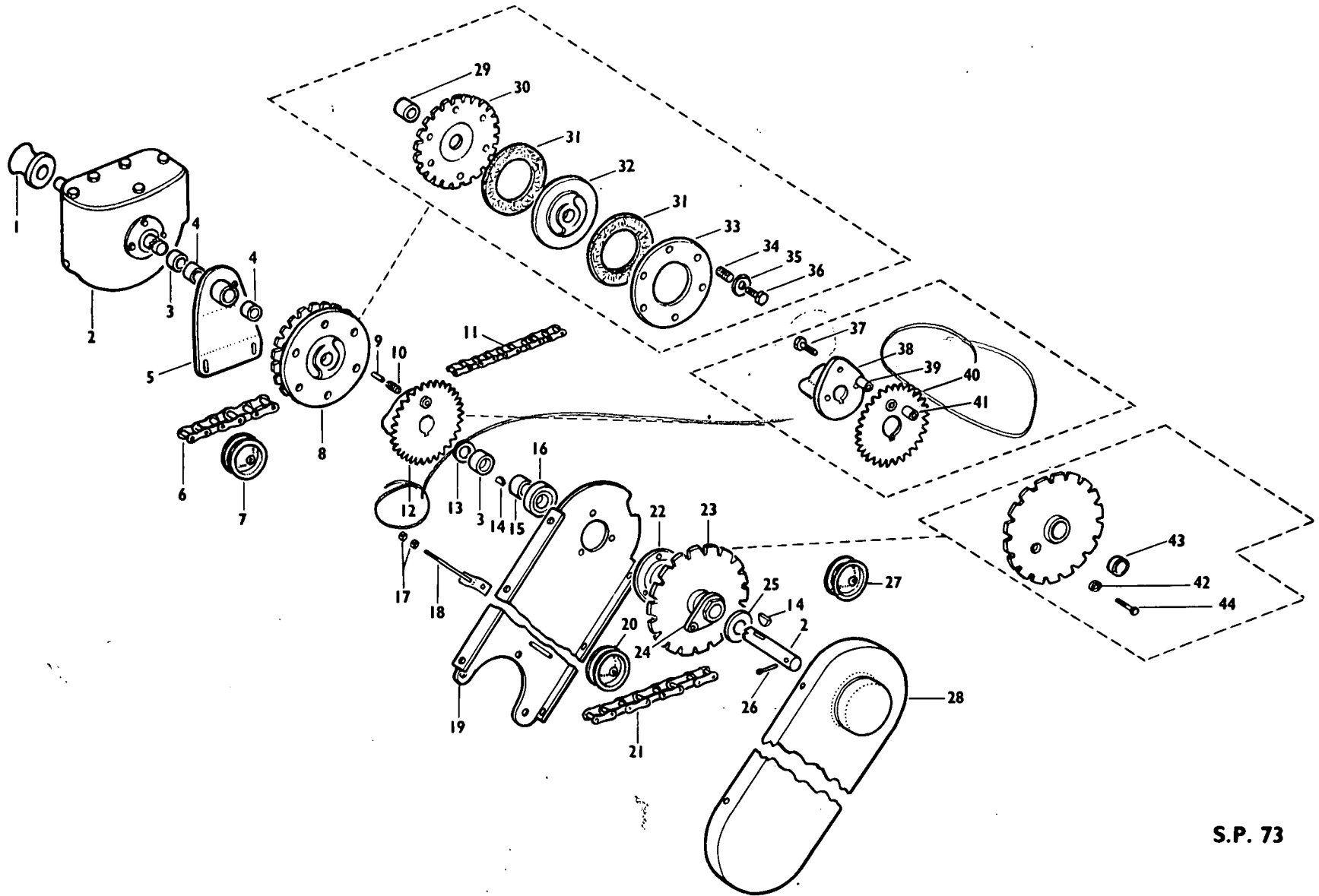
MAIN DRIVE GEARBOX

Ref. No.	Part No.	No. Used	Description
1	37708	1	Gearbox Cover Weld Assembly
		12	80330 Cap Screw, Hex. Hd., $\frac{5}{16}$ " x $\frac{3}{4}$ "
		12	80674 Lockwasher, $\frac{5}{16}$ "
		2	81844 Dowel Pin, $\frac{3}{8}$ " x $1\frac{1}{2}$ "
		1	81849 Dowel Pin, $\frac{1}{2}$ " x $1\frac{1}{2}$ "
		1	80709 Pipe Plug, Sq. Hd., $\frac{1}{8}$ "
2	25121	1	Retaining Ring
3	37437	1	Bearing
4	39873	1	Ring Gear Hub
		12	87503 Cap Screw, Hex. Hd., $\frac{1}{2}$ " x $1\frac{1}{4}$ ", Grade 5
		12	80671 Lockwasher, $\frac{1}{2}$ "
5	37406	1	Hypoid Gear Set (Gear and Pinion Not Sold Separately)
6	37304	1	Bearing Retainer
		6	87709 Cap Screw, Hex. Hd., $\frac{7}{16}$ " x $1\frac{1}{2}$ ", Grade 5
		6	80672 Lockwasher, $\frac{7}{16}$ "
7	37431	1	Oil Seal
8	37433	1	Tapered Roller Bearing Assembly
9	39875	1	Crank Shaft
10	37222	1	Gearbox
		1	39818 Pipe Plug Assembly
		1	80815 Pipe Plug, $\frac{3}{4}$ "
11	37434	1	Tapered Roller Bearing Assembly
12	37343	1	Lockwasher
13	37342	1	Lock Nut
14	37706	2	Oil Seal
15	39287	AR	Shim .003
15	39288	AR	Shim .005
15	39289	AR	Shim .007
15	39290	AR	Shim .010
16	37220	1	Bearing Retainer
		4	80327 Cap Screw, Hex. Hd., $\frac{3}{8}$ " x 1"
		4	80673 Lockwasher, $\frac{3}{8}$ "
17	39283	AR	Shim .002
17	39284	AR	Shim .005
17	39285	AR	Shim .007
17	39286	AR	Shim .010
18	37381	1	Gear Box Neck
19	37436	1	Tapered Roller Bearing Assembly
20	37425	2	Lock Nut
21	37426	1	Lockwasher
22	37382	1	End Cap
		4	80330 Cap Screw, Hex. Hd., $\frac{5}{16}$ " x $\frac{3}{4}$ "
		4	80674 Lockwasher, $\frac{5}{16}$ "
		1	80721 Grease Fitting
23	37435	1	Tapered Roller Bearing Assembly

HAYLINER 278 BALER

PICK-UP, FEEDER AND KNOTTER OR TWISTER DRIVE ASSEMBLIES

8



S.P. 73

HAYLINER 278 BALER

PICK-UP, FEEDER AND KNOTTER OR TWISTER DRIVE ASSEMBLIES

Ref. No.	Part No.	No. Used	Description
1	47246	1	Rope Drum
			1 61081 Set Screw, Hex. Socket Hd., Knurled Pt., $\frac{5}{16}$ " x $\frac{1}{2}$ "
2	42402	1	Tine Feed Gearbox and Shaft Assembly
			7 80328 Cap Screw, Hex. Hd., $\frac{3}{8}$ " x $\frac{3}{4}$ "
			7 80673 Lockwasher, $\frac{3}{8}$ "
			1 29962 Washer
3	90123 173654	2	Collar
			2 80425 Set Screw, Hex. Socket Headless Cup Pt., $\frac{3}{8}$ " x $\frac{3}{8}$ "
4	44776	2	Support Weld Bushing
5	40752	1	Bearing Support Weld Assembly, w/Bushing
			2 80327 Cap Screw, Hex. Hd., $\frac{3}{8}$ " x 1"
			4 84294 Plain Washer, $\frac{3}{8}$ "
			2 80673 Lockwasher, $\frac{3}{8}$ "
			2 84930 Nut, $\frac{3}{8}$ "
			1 87414 Grease Fitting, $\frac{1}{4}$ "
6	40772	1	Pick-up Drive Chain consisting of
			77 25809 Roller Link
			1 25813 Coupler Link, Cotter Pin Type
7	13550	1	Chain Idler (Pick-up Drive Chain)
			1 80354 Cap Screw, Hex. Hd., $\frac{1}{2}$ " x 2 $\frac{1}{2}$ "
			2 84915 Plain Washer, $\frac{1}{2}$ "
			1 80671 Lockwasher, $\frac{1}{2}$ "
			1 84932 Nut, $\frac{1}{2}$ "
8	158542	1	Clutch Assembly (Includes Ref. Thru)
9	29860	2	Clutch Pin
10	29840	2	Clutch Pin Spring
11	40841	1	Knotter Drive Chain consisting of:
			71 25809 Roller Link
			1 25813 Coupler Link Cotter Pin Type
12	46589	1	Clutch Hub Assembly (Includes Ref. Thru)
13	80797	1	Plain Washer, 1 $\frac{1}{4}$ "
14	84327	2	Woodruff Key (RX) $\frac{1}{4}$ " x 2 $\frac{3}{4}$ "
15	38767	1	Collar
16	38766	1	Ball Bearing
17	84930	2	Hex. Nut, $\frac{3}{8}$ "
18	40989	1	Idler Adjusting Shaft Assembly
19	40741	1	Brace Weld Assembly
			3 80327 Cap Screw, Hex. Hd., $\frac{3}{8}$ " x 1"
			3 80673 Lockwasher, $\frac{3}{8}$ "
20	35469	1	Feeder Drive Chain Idler
			1 80354 Cap Screw, Hex. Hd., $\frac{1}{2}$ " x 2 $\frac{1}{2}$ "
			1 14357 Space Washer
			2 84915 Plain Washer, $\frac{1}{2}$ "
			1 80671 Lockwasher, $\frac{1}{2}$ "
			1 84932 Nut, $\frac{1}{2}$ "
21	40995	1	Feeder Drive Chain consisting of:
			77 25811 Roller Link
			1 25812 Coupler Link, Cotter Pin Type
			1 25820 Offset Link
22	40697	2	Bearing Flangette
			3 84903 Carr. Bolt, $\frac{3}{8}$ " x $\frac{3}{4}$ "
			3 80673 Lockwasher, $\frac{3}{8}$ "
			3 84930 Nut, $\frac{3}{8}$ "
23	46058	1	Sprocket Weld and Bushing Assembly

—continued

HAYLINER 278 BALER

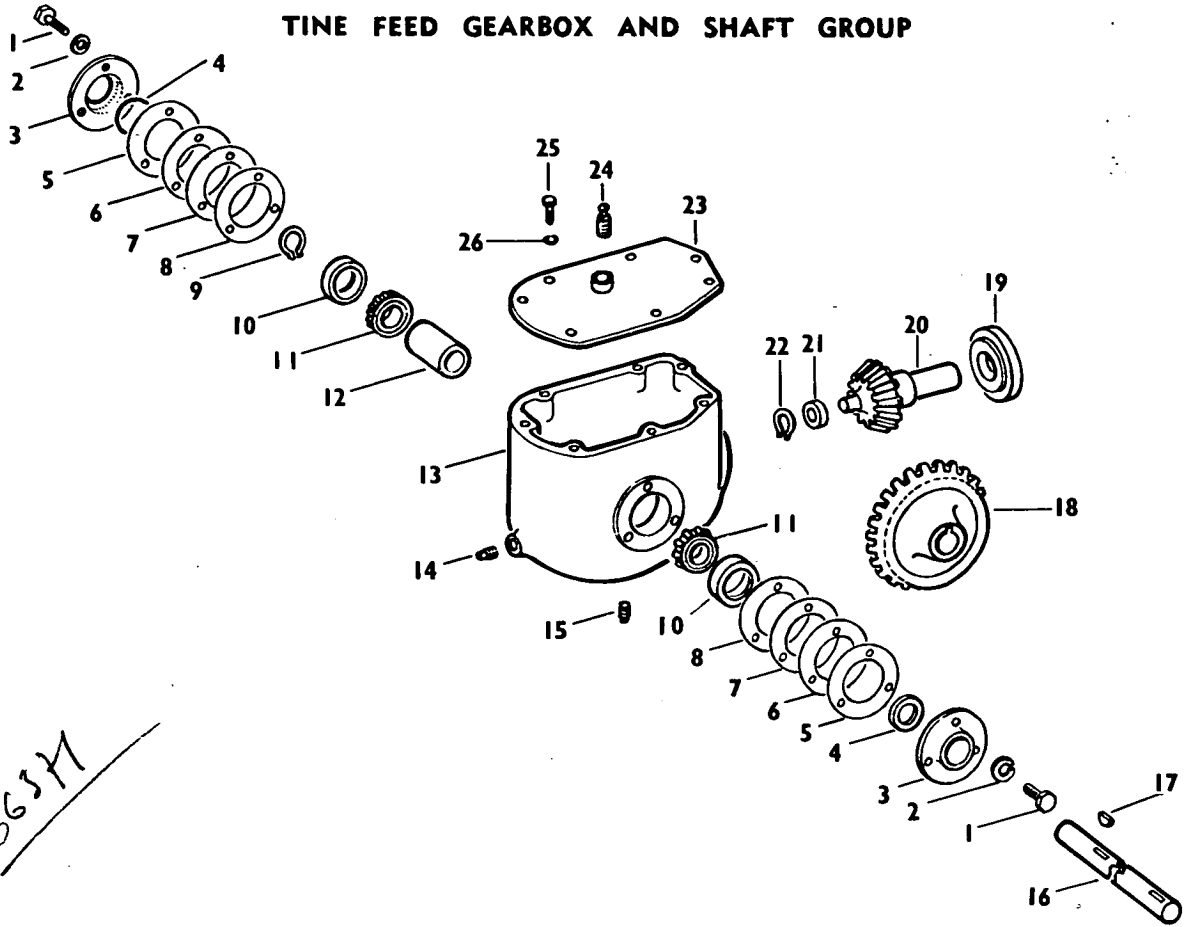
PICK-UP, FEEDER AND KNOTTER OR TWISTER DRIVE ASSEMBLIES

Ref. No.	Part No.	No. Used	Description
24	46052	1	Shear Bolt Hub
25	00675	AR	Washer
26	80736	1	Cotter Pin, $\frac{3}{16}$ " x $1\frac{3}{4}$ "
27	13550	1	Chain Idler (Knotter Drive Chain)
		1	80364 Cap Screw, Hex. Hd., $\frac{1}{2}$ " x $2\frac{1}{4}$ "
		2	84915 Plain Washer, $\frac{1}{2}$ "
		1	80671 Lockwasher, $\frac{1}{2}$ "
		1	84932 Nut, $\frac{1}{2}$ "
28	41964	1	Chain Guard Weld Assembly
		1	87361 Plain Washer, $\frac{1}{4}$ "
		1	84878 Wing Nut, $\frac{1}{4}$ "
29	39655	1	Sprocket Bushing
30	39617	1	Drive Sprocket, w/Bushing
31	12861	2	Friction Disc
32	52409	1	Clutch Plate
33	28211	1	Clutch Face
34	28284	6	Spring
35	84294	6	Plain Washer, $\frac{3}{8}$ "
36	80315	6	Cap Screw, Hex. Hd., $\frac{3}{8}$ " x 3"
37	51430	1	Shear Bolt, w/Nut
38	46587	1	Clutch Hub and Sleeve Assembly
39	46585	1	Sleeve Shear Bolt Sleeve for Hub
40	46524	1	Sprocket and Sleeve Assembly
41	46522	1	Shear Bolt Sleeve for Sprocket
42	46060	1	Shear Bolt Sleeve for 46058
43	46059	1	Bushing only
44	46047	1	Shear Bolt, w/Nut

84990 Oil Lubricator

HAYLINER 278 BALER

TINE FEED GEARBOX AND SHAFT GROUP



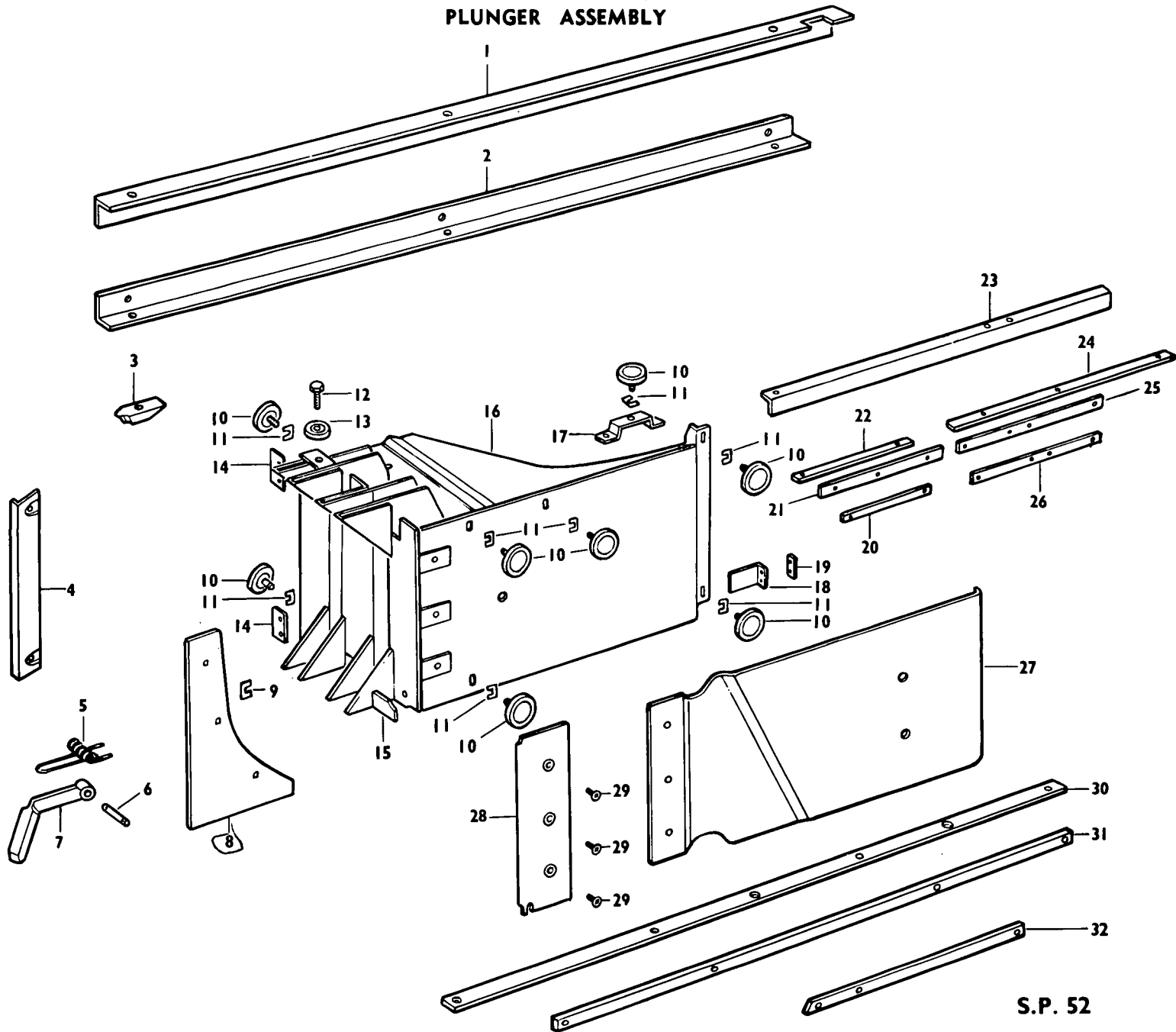
Ref. No.	Part No.	No. Used	Description
1	80328	6	Cap Screw, Hex. Hd., $\frac{3}{8}$ " x $\frac{3}{4}$ " 2 45283 Special Washer
2	80673	6	Lockwasher, $\frac{3}{8}$ "
3	41283	2	Bearing Retainer
4	37857	2	Oil Seal
5	41325	AR	Shim .002
6	41326	AR	Shim .005
7	41327	AR	Shim .010
8	41328	AR	Shim .020
9	40974	1	Snap Ring
10	36723	2	Tapered Roller Bearing Cup
11	36726	2	Tapered Roller Bearing Cone
12	41330	1	Spacer
13	41262	1	Gearbox Housing
14	80709	1	Pipe Plug, Sq. Hd., $\frac{1}{8}$ "
* 15	87633	1	Pipe Plug, Sq. Hd., $\frac{1}{4}$ "
16	41806	1	Feeder Drive Shaft
17	87731	1	Woodruff Key, $\frac{1}{4}$ " x $2\frac{3}{4}$ "
18	41276	1	Bevel Gear 1 87731 Woodruff Key (RX), $\frac{1}{4}$ " x $2\frac{3}{4}$ "
19	47192	1	Sealed Ball Bearing
20	41275	1	Bevel Pinion
21	41286	1	Ball Bearing
22	41329	1	Snap Ring
23	41638	1	Cover Weld Assembly
24	39818	1	Pipe Plug Assembly
25	80353	7	Cap Screw, Hex. Hd., $\frac{5}{16}$ " x $\frac{1}{2}$ "
26	80674	7	Lockwasher, $\frac{5}{16}$ "

S.P. 72

* Used on S.78 Models only

HAYLINER 278 BALER

PLUNGER ASSEMBLY



12

S.P. 52

HAYLINER 278 BALER

PLUNGER ASSEMBLY

Ref. No.	Part No.	No. Used	Description
1	58415	1	Plunger Slide Angle, Top Left AR 58743 Cup Type Washer, Used with $\frac{5}{16}$ " Flat Hd., Mach. Screws 3 87828 Plow Bolt, No. 3 Hd., $\frac{5}{16}$ " x $1\frac{1}{2}$ " 3 87531 Plow Bolt, No. 3 Hd., $\frac{5}{16}$ " x $1\frac{3}{4}$ " 3 87347 Plain Washer, $\frac{5}{16}$ " 3 80674 Lockwasher, $\frac{5}{16}$ " 3 84943 Nut, $\frac{5}{16}$ " 6 84968 Hex. Jam Nut, $\frac{5}{16}$ "
2	58414	1	Plunger Slide Angle, Bottom Left AR 58743 Cup Type Washer, Used with $\frac{5}{16}$ " Flat Hd., Mach. Screws 3 87828 Plow Bolt, No. 3 Hd., $\frac{5}{16}$ " x $1\frac{1}{2}$ " 3 87531 Plow Bolt, No. 3 Hd., $\frac{5}{16}$ " x $1\frac{3}{4}$ " 3 87347 Plain Washer, $\frac{5}{16}$ " 3 80674 Lockwasher, $\frac{5}{16}$ " 3 84943 Nut, $\frac{5}{16}$ " 6 84968 Hex. Jam Nut, $\frac{5}{16}$ "
3	41370	2	Wedge 2 80327 Cap Screw, Hex. Hd., $\frac{3}{8}$ " x 1" 2 80673 Lockwasher, $\frac{3}{8}$ "
4	32124	6	Hay Stop 12 80328 Cap Screw, Hex. Hd., $\frac{3}{8}$ " x $\frac{3}{4}$ " 12 80673 Lockwasher, $\frac{3}{8}$ " 12 84930 Nut, $\frac{3}{8}$ "
5	48753	4	Plunger Dog Spring
6	48754	4	Plunger Dog Pin, $3\frac{1}{2}$ " long 4 80741 Cotter Pin, $\frac{1}{8}$ " x 1"
7	38756	4	Plunger Dog
8	40859	1	Stationary Knife
9	46030	AR	Stationary Knife Shim 3 87265 Plow Bolt, No. 3 Hd., $\frac{1}{2}$ " x $1\frac{3}{4}$ " 3 80671 Lockwasher, $\frac{1}{2}$ " 3 84932 Nut, $\frac{1}{2}$ "
10	44457	8	Plunger Bearing 6 69296 Plainwasher 6 84940 Hex. Nut, $\frac{3}{4}$ " (UNF) 2 87106 Jam Nut, $\frac{3}{4}$ " (UNF) 8 87707 Lockwasher, $\frac{3}{4}$ "
11	44052	AR	Shim AR 52399 Shim
12	58310	2	Plunger Roller Bolt 2 84057 Lockwasher, $\frac{3}{8}$ " 2 27367 Washer 2 84971 Hex. Jam Nut, $\frac{5}{8}$ "
13	56617	2	Plunger Roller, 2" O.D.
14	51994	2	Scraper 4 80327 Cap Screw, Hex. Hd., $\frac{3}{8}$ " x 1" 4 80692 Plain Washer, $\frac{3}{8}$ " 4 80673 Lockwasher, $\frac{3}{8}$ "
15	52264	1	Scraper 1 80327 Cap Screw, Hex. Hd., $\frac{3}{8}$ " x 1" 1 80692 Plain Washer, $\frac{3}{8}$ " 1 80673 Lockwasher, $\frac{3}{8}$ "
16	58312	1	Plunger Weld Assembly 2 80447 Set Screw, Sq. Hd., Cup Pt., $\frac{1}{2}$ " x 1" 2 84958 Jam Nut, $\frac{1}{2}$ "
17	45239	1	Bracket 2 80335 Cap Screw, Hex. Hd., $\frac{1}{2}$ " x $1\frac{1}{4}$ " 2 80796 Lock Nut, $\frac{1}{2}$ "
18	51761	1	Bracket Weld Assembly
19	44058	1	Scraper 2 80692 Plain Washer, $\frac{3}{8}$ " 2 80673 Lockwasher, $\frac{3}{8}$ " 2 84930 Nut, $\frac{3}{8}$ "

—continued

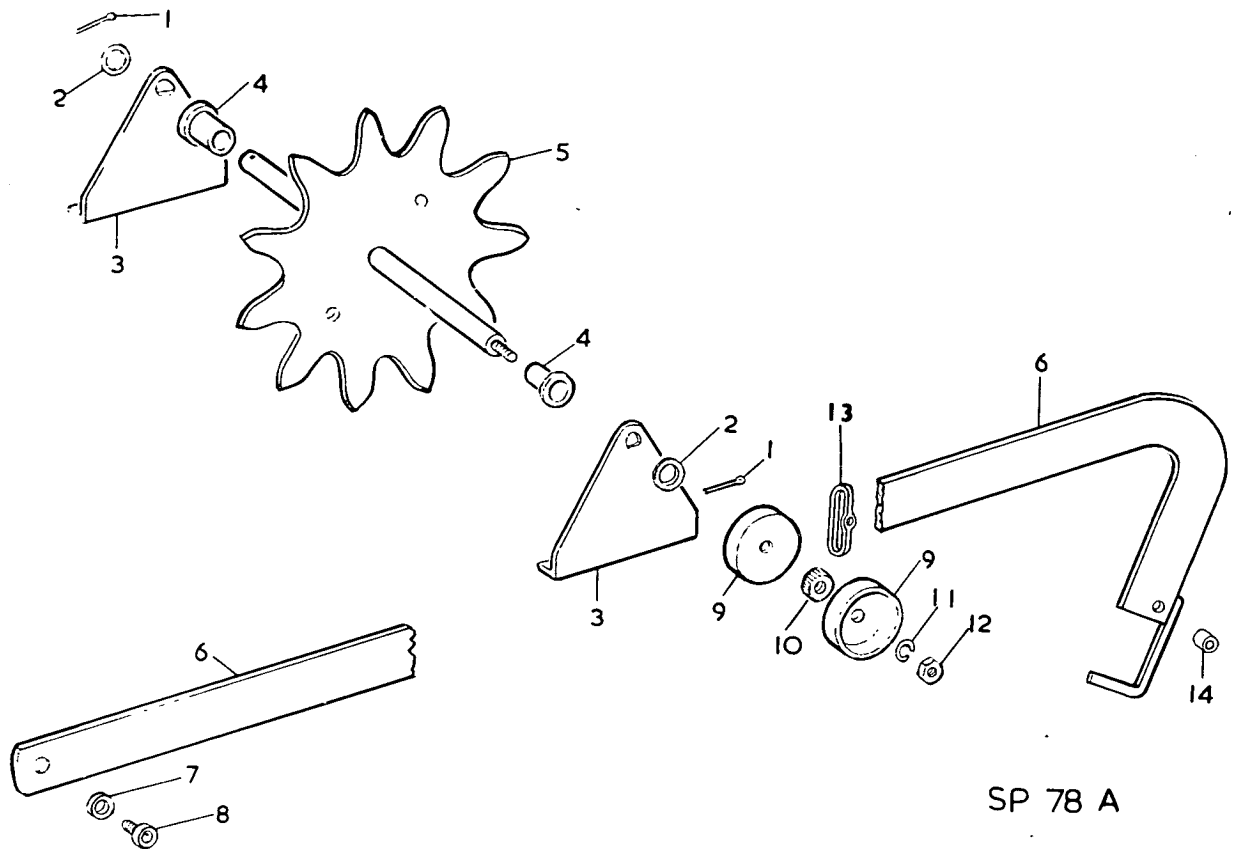
HAYLINER 278 BALER

PLUNGER ASSEMBLY (continued)

Ref. No.	Part No.	No. Used	Description
20	48035	1	Spacer 2 84503 Machine Screw, Fl. Hd., $\frac{5}{16}$ " x $1\frac{1}{4}$ " 2 80674 Lockwasher, $\frac{5}{16}$ " 2 84929 Nut, $\frac{5}{16}$ "
21	40823	1	Plunger Slide, Top Rear, Right Side
22	40826	1	Plunger Slide, Top Rear Right 2 84503 Machine Screw, Fl. Hd., $\frac{5}{16}$ " x $1\frac{1}{4}$ " 2 80674 Lockwasher, $\frac{5}{16}$ " 2 84929 Nut, $\frac{5}{16}$ "
23	45240	1	Plunger Slide Angle, Top Right 3 87530 Plow Bolt, No. 3 Hd., $\frac{5}{16}$ " x $1\frac{1}{4}$ " 8 87347 Plain Washer, $\frac{5}{16}$ " 3 80674 Lockwasher, $\frac{5}{16}$ " 3 84943 Nut, $\frac{5}{16}$ "
24	40828	1	Plunger Slide, Top Right Front 2 84503 Machine Screw, Fl. Hd., $\frac{5}{16}$ " x $1\frac{1}{4}$ " 2 80674 Lockwasher, $\frac{5}{16}$ " 2 84929 Nut, $\frac{5}{16}$ " 2 87347 Plainwasher, $\frac{5}{16}$ " 1 84504 Machine Screw, Fl. Hd., $\frac{5}{16}$ " x $1\frac{1}{8}$ " 1 80198 Locknut, $\frac{5}{16}$ "
25	40829	1	Plunger Slide, Top Right Side 1 84503 Machine Screw, Flat Hd., $\frac{5}{16}$ " x $1\frac{1}{4}$ " 1 80674 Lockwasher, $\frac{5}{16}$ " 1 84929 Nut, $\frac{5}{16}$ "
26	48033	1	Spacer 2 84503 Machine Screw, Fl. Hd., $\frac{5}{16}$ " x $1\frac{1}{4}$ " 2 80674 Lockwasher, $\frac{5}{16}$ " 2 84929 Nut, $\frac{5}{16}$ "
27	47892	1	Plunger Shield 2 80330 Cap Screw, Hex. Hd., $\frac{5}{16}$ " x $\frac{3}{4}$ " 2 87347 Plain Washer, $\frac{5}{16}$ " 2 80198 Lock Nut, $\frac{5}{16}$ "
28	47916	1	Slicing Knife
29	51431	3	C'sk. Cap Screw
30	40867	1	Plunger Slide Bottom Right AR 58743 Cup Type Washer, used with $\frac{5}{16}$ " Fl. Hd. Machine Screws 4 84503 Machine Screw, Fl. Hd., $\frac{5}{16}$ " x $1\frac{1}{4}$ " 4 80674 Lockwasher, $\frac{5}{16}$ " 4 84929 Nut, $\frac{5}{16}$ "
31	40827	1	Plunger Slide Bottom Front, Right Side 2 84503 Machine Screw, Fl. Hd., $\frac{5}{16}$ " x $1\frac{1}{4}$ " 2 80674 Lockwasher, $\frac{5}{16}$ " 2 84929 Nut, $\frac{5}{16}$ " 1 84504 Machine Screw, Fl. Hd., $\frac{5}{16}$ " x $1\frac{1}{8}$ " 1 80198 Locknut, $\frac{5}{16}$ " 2 87347 Plain Washer, $\frac{5}{16}$ "
32	48034	1	Spacer 1 81738 Machine Screw, Fl. Hd., $\frac{5}{16}$ " x $1\frac{3}{4}$ " 1 80674 Lockwasher, $\frac{5}{16}$ "
33	51969	AR	Shim (Not Shown)

HAYLINER 278 BALER

METERING WHEEL GROUP



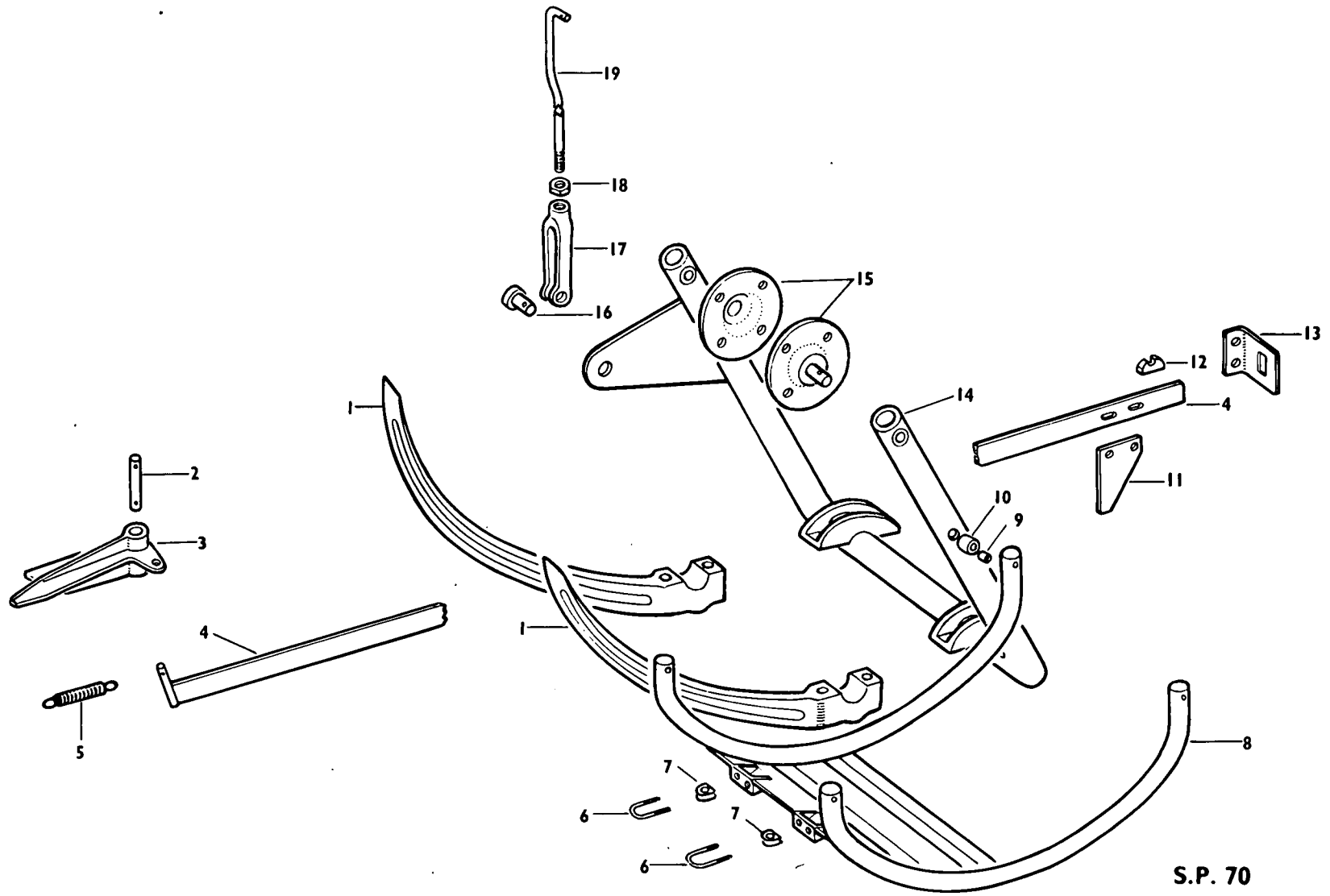
SP 78 A

Ref. No.	Part No.	No. Used	Description
1	80741	2	Cotter Pin, $\frac{1}{8}$ " x 1"
2	87349	2	Plain Washer, $\frac{3}{8}$ "
3	44807	2	Bearing Support
	4		87043 Carr. Bolt, Sq. Neck, $\frac{3}{8}$ " x 1"
	4		80673 Lockwasher, $\frac{3}{8}$ "
	4		84930 Nut, $\frac{3}{8}$ "
4	44806	2	Bearing
5	37902	1	Metering Wheel Weld Assembly
6	37905	1	Trip Arm Weld Assembly
7	11555	1	Spacer Bush
8	36800	1	Cam Roller Bearing
	1		84294 Plain Washer, $\frac{3}{8}$ "
	1		80673 Lockwasher, $\frac{3}{8}$ "
	1		84937 Nut, $\frac{3}{8}$ " NF
9	39725	2	Cup
10	41521	1	Friction Disc
11	80673	1	Lockwasher, $\frac{3}{8}$ "
12	84930	1	Nut, $\frac{3}{8}$ "
13	36807	1	Trip Arm Stop
	1		80979 Set Screw, Sq. Hd., Cup Pt., $\frac{5}{16}$ " x 1"
	1		84955 Hex. Jam Nut, $\frac{5}{16}$ "
14	42371	1	Spacer
	1		87587 Rivet, Rd. Hd., $\frac{1}{4}$ " x $\frac{7}{8}$ "

HAYLINER 278 BALER

NEEDLE YOKE, ROD AND LINK ASSEMBLIES

16



S.P. 70

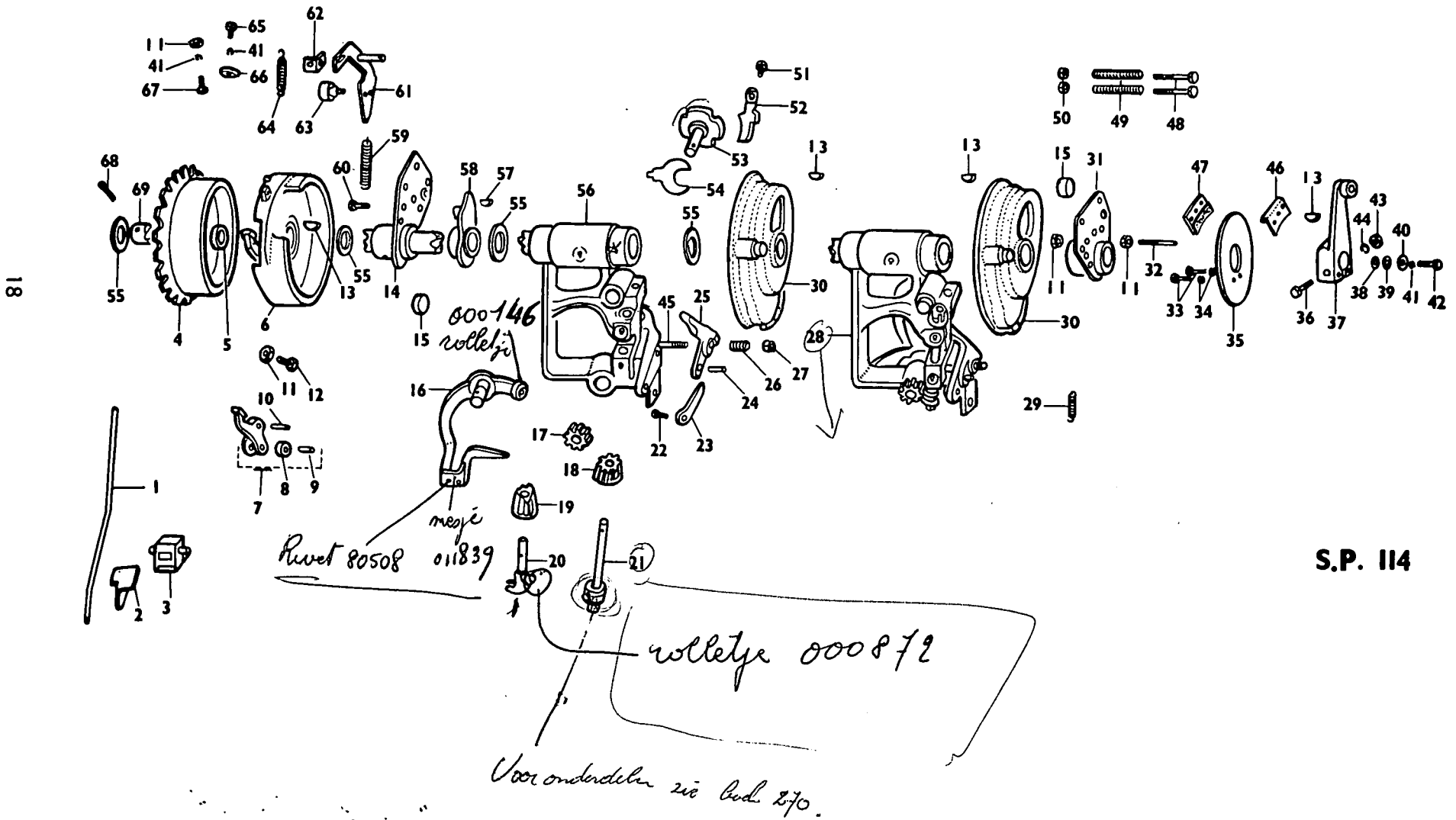
HAYLINER 278 BALER

NEEDLE YOKE, ROD AND LINK ASSEMBLIES

Ref. No.	Part No.	No. Used	Description
1	40906	2	Needle 4 80967 Cap Screw, Hex. Hd., $\frac{1}{2}$ " x $3\frac{1}{2}$ " 4 84915 Plain Washer, $\frac{1}{2}$ " 4 80671 Lockwasher, $\frac{1}{2}$ " 4 84932 Nut, $\frac{1}{2}$ "
2	34687	1	Needle Safety Latch Pin 2 80736 Cotter Pin, $\frac{3}{16}$ " x $1\frac{3}{4}$ "
3	37939	1	Needle Safety Latch 1 80714 Grease Fitting, $\frac{1}{4}$ "
4	39987	1	Link Weld Assembly 1 80739 Cotter Pin, $\frac{3}{16}$ " x 1"
5	00016	1	Needle Safety Latch Spring
6	28114	3	Twine Guide "U" Bolt 6 80247 Lockwasher, No. 10 6 84850 Square Nut, No. 10
7	28110	3	Twine Guide
8	40902	1	Needle Guard Assembly 3 80477 Cap Screw, Hex. Hd., $\frac{3}{8}$ " x 2" 1 80325 Cap Screw, Hex. Hd., $\frac{3}{8}$ " x $2\frac{1}{2}$ " 4 80772 Locknut, $\frac{3}{8}$ " 3 84294 Washer Plain, $\frac{3}{8}$ "
9	36335	-1	Spacer Bushing
10	36334	1	Cam Follower
11	39989	1	Cam Follower 2 80327 Cap Screw, Hex. Hd., $\frac{3}{8}$ " x 1" 2 84294 Plain Washer, $\frac{3}{8}$ " 2 80673 Lockwasher, $\frac{3}{8}$ " 2 84930 Nut, $\frac{3}{8}$ "
12	39988	1	Guide Bearing
13	39980	1	Latch Ejector Guide 2 87827 Bolt, Short Sq. Neck, Rd. Hd., $\frac{5}{16}$ " x 1" 2 80674 Lockwasher, $\frac{5}{16}$ " 2 84929 Nut, $\frac{5}{16}$ "
14	54158	1	Needle Yoke Weld Assembly 1 80714 Grease Fitting 1 80721 Grease Fitting
15	37885	2	Needle Yoke Pivot Weld Assembly 8 61076 Bolt, Short Sq. Neck, Rd. Hd., $\frac{3}{8}$ " x $\frac{7}{8}$ " 8 80673 Lockwasher, $\frac{3}{8}$ " 8 84930 Nut, $\frac{3}{8}$ " 2 01081 Washer
16	54156	1	Needle Yoke Clevis Pin 1 87414 Grease Fitting 1 80741 Cotter Pin, $\frac{1}{8}$ " x 1"
17	40150	1	Needle Yoke Clevis
18	84959	1	Hex. Jam Nut, $\frac{5}{8}$ "
19	59474	1	Needle Yoke Rod 1 80739 Cotter Pin, $\frac{3}{16}$ " x 1"

HAYLINER 278 BALER

TWINE TIE MODELS
KNOTTER GROUP



S.P. 114

HAYLINER 278 BALER

TWINE TIE MODELS KNOTTER GROUP

Ref. No.	Part No.	No. Used	Description	
1	126307	1	Knotter Assembly Complete	
	40997	1	Knotter Brace	
		2	80328 Cap Screw, Hex. Hd., $\frac{3}{8}$ " x $\frac{3}{4}$ "	
		2	80673 Lockwasher, $\frac{3}{8}$ "	
		2	84930 Nut, $\frac{3}{8}$ "	
2	38696	1	Bale Counter Bracket	
			1	87138 Cap Screw, Hex. Hd., $\frac{1}{4}$ " x $\frac{1}{2}$ "
			1	80682 Lockwasher, $\frac{1}{4}$ "
		1	84942 Nut, $\frac{1}{4}$ "	
3	26995	1	Bale Counter	
			1	70047 Lever ($\frac{3}{16}$ " Bore)
			2	80304 Mach. Screw, Rd. Hd., 4
		2	84282 Lockwasher, 4	
4	47994	1	Knotter Clutch Assembly, w/Bushing	
			1	80718 Grease Fitting, $\frac{1}{4}$ "
5	44775	2	Clutch Bushing	
6	126356	1	Clutch Disc Assembly	
7	11530	1	Clutch Pawl Assembly	
8	11529	1	Roller	
9	11528	1	Pin	
10	27907	1	Clutch Pawl Pin	
11	84956	4	Hex. Jam Nut, $\frac{3}{8}$ "	
12	11582	1	Set Screw, Cone Point, $\frac{3}{8}$ "	
13	80765	4	Woodruff Key, $\frac{1}{4}$ " x $1\frac{1}{8}$ "	
14	40851	1	Bearing Support Assembly, w/Bushing, L.H.	
			2	80336 Cap Screw Hex. Hd. $\frac{1}{2}$ " x 1"
			2	80671 Lockwasher, $\frac{1}{2}$ "
			2	84932 Nut, $\frac{1}{2}$ "
			2	80714 Grease Fitting, $\frac{1}{4}$ "
15	44773	4	Bearing Support Bushing	
16	66291	2	Knife Arm Assembly Complete	
			2	80741 Cotter Pin, $\frac{1}{8}$ " x 1"
17	11840	2	Twine Disc Pinion	
			2	80837 Groove Pin, $\frac{3}{16}$ " x $\frac{7}{8}$ "
18	*11108	2	Knotter Worm Pinion	
	**121576	2	Knotter Worm Pinion	
		2	80837 Groove Pin, $\frac{3}{16}$ " x $\frac{7}{8}$ "	
19	*11121	2	Knotter Bill Hook Pinion	
	**121572	2	Knotter Bill Hook Pinion	
		2	80837 Groove Pin, $\frac{3}{16}$ " x $\frac{7}{8}$ "	
20	46175	2	Knotter Bill Hook Assembly	
21	21841	2	Knotter Worm Assembly	
			A/R	11117 Knotter Worm Washer $\frac{1}{16}$ "
			A/R	11158 Knotter Worm Washer $\frac{1}{32}$ "
22	80328	2	Cap Screw, Hex. Hd., $\frac{3}{8}$ " x $\frac{3}{4}$ "	
23	11109	2	Twine Holder Tension Spring	
24	11106	2	Hook Cam Anchor Pin	
25	11102	2	Knotter Hook Cam	
26	11104	2	Knotter Cam Spring	
27	87463	2	Adjusting Nut, $\frac{5}{16}$ "	
28	121574	2	Knotter Frame Complete	
			2	80345 Cap Screw, Hex. Hd., $\frac{3}{8}$ " x $1\frac{1}{4}$ "
			2	84294 Plain Washer, $\frac{3}{8}$ "
			2	80772 Nut, $\frac{3}{8}$ "
			6	80714 Grease Fitting, $\frac{1}{4}$ "
			6	80718 Grease Fitting, $\frac{1}{4}$ "
29	29833	1	Twine Finger Return Spring	
30	*11589	2	Knotter Cam Gear	
	**130508	1	Knotter Cam Gear	
31	40853	1	Bearing Support Assembly, w/Bushing, R.H.	
			2	80336 Cap Screw, Hex. Hd., $\frac{1}{2}$ " x $1\frac{1}{2}$ "
			2	80671 Lockwasher, $\frac{1}{2}$ "
			2	84932 Nut, $\frac{1}{2}$ "
			1	80714 Grease Fitting, $\frac{1}{4}$ "
32	10389	2	Pin	
33	80353	2	Cap Screw, Hex. Hd., $\frac{5}{16}$ " x $\frac{3}{4}$ "	

HAYLINER 278 BALER

TWINE TIE MODELS KNOTTER GROUP (continued)

Ref. No.	Part No.	No. Used	Description
34	80674	2	Lockwasher, $\frac{5}{16}$ "
35	37946	1	Brake Disc
36	80323	1	Cap Screw, Hex. Hd., $\frac{1}{2}$ " x 3" (N.F.)
37	40901	1	Knotter Arm 1 80714 Grease Fitting, $\frac{1}{4}$ "
38	84294	AR	Plain Washer, $\frac{3}{8}$ "
39	29046	AR	Spacer Washer, 1" O.D.
40	28409	1	Washer, $1\frac{1}{2}$ " O.D.
41	80673	3	Lockwasher, $\frac{3}{8}$ "
42	80274	1	Cap Screw, Hex. Hd., $\frac{3}{8}$ " x $\frac{7}{8}$ "
43	84938	1	Nut, $\frac{1}{2}$ " (N.F.)
44	80671	1	Lockwasher, $\frac{1}{2}$ "
45	39170	2	Hook Car. Adjusting Screw
46	28407	1	Knotter Brake Shoe Assembly, R.H.
47	28406	1	Knotter Brake Shoe Assembly, L.H.
48	87063	2	Cap Screw, Hex. Hd., $\frac{1}{4}$ " x $2\frac{3}{4}$ "
49	37945	2	Spring, $\frac{1}{2}$ " O.D.
50	81561	2	Nut, $\frac{1}{4}$ "
51	67006	2	Twine Holder Pin
52	163056	2	Twine Holder Assembly
53	64564	2	Twine Disc Assembly
54	39224	4	Disc Cleaner
55	00672	AR	Spacer Washer, $\frac{1}{32}$ "
55	00673	AR	Spacer Washer, $\frac{1}{16}$ "
55	00674	AR	Spacer Washer, $\frac{1}{8}$ "
56	*37933	2	Knotter Frame
	**121575	2	Knotter Frame
57	80780	1	Woodruff Key, $\frac{5}{32}$ " x $\frac{3}{4}$ "
58	38522	1	Twine Finger Cam
59	42427	1	Spring, $1\frac{3}{16}$ " O.D.
60	80350	1	Cap Screw, Hex. Hd., $\frac{5}{16}$ " x $1\frac{1}{4}$ " 2 84955 Hex. Jam Nut, $\frac{5}{16}$ "
61	65816	1	Trip Weld Assembly 1 80741 Cotter Pin, $\frac{1}{8}$ " x 1"
62	65815	1	Stop 1 88040 Cap Screw, Hex. Hd., Grd. 5., $\frac{5}{16}$ " x 1" 1 80198 Locknut, $\frac{5}{16}$ " 2 48055 Washer
63	36800	1	Cam Roller Bearing 1 84294 Plain Washer, $\frac{3}{8}$ " 1 80673 Lockwasher, $\frac{3}{8}$ " 1 84937 Nut, $\frac{3}{8}$ "
64	00018	1	Spring
65	80361	1	Cap Screw, Hex. Hd., $\frac{3}{8}$ " x $\frac{3}{4}$ " (N.F.)
66	29751	1	Latch
67	80183	1	Machine Bolt, Sq. Hd., $\frac{3}{8}$ " x $\frac{3}{4}$ " 1 84930 Nut, $\frac{3}{8}$ "
68	80737	1	Cotter Pin, $\frac{3}{16}$ " x $1\frac{1}{2}$ "
69	126350	1	Knotter Shaft

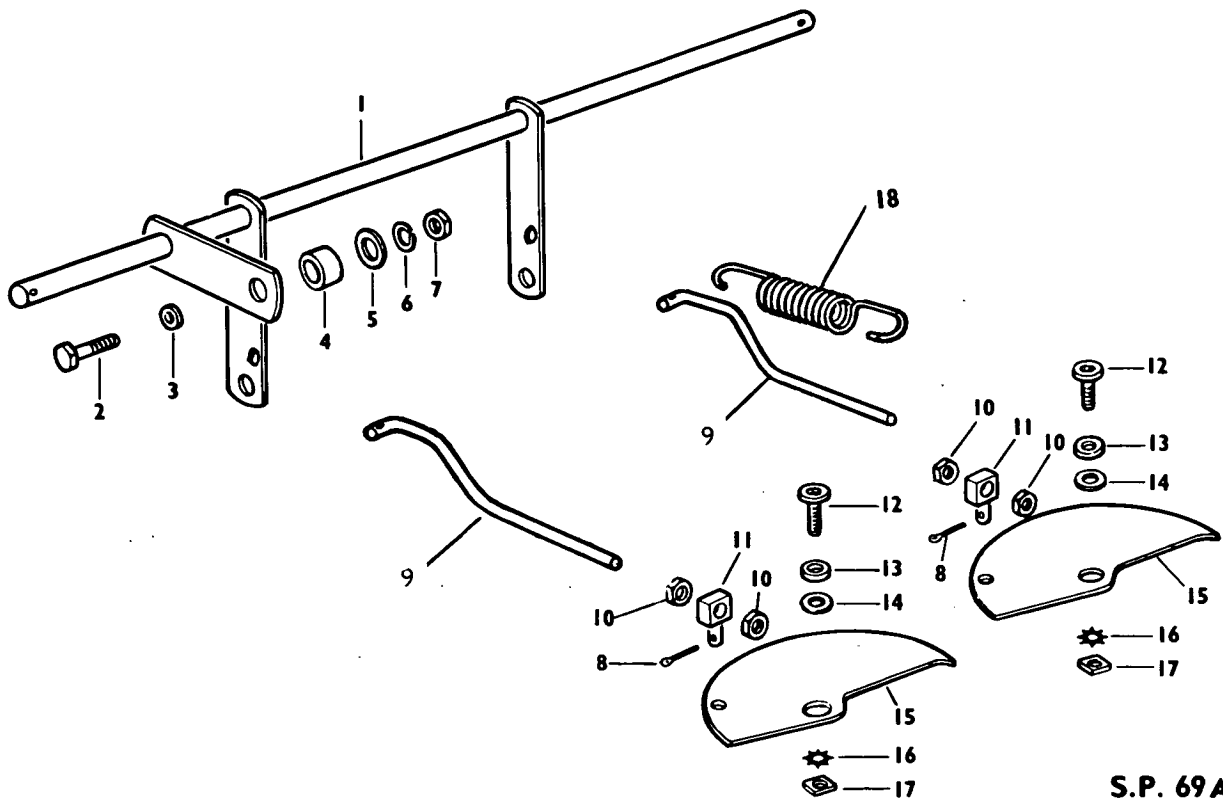
*Used on and below serial No. 4530

**Used on and ~~below~~ serial No. 4531

above

HAYLINER 278 BALER

TWINE FINGER AND LEVER ASSEMBLIES

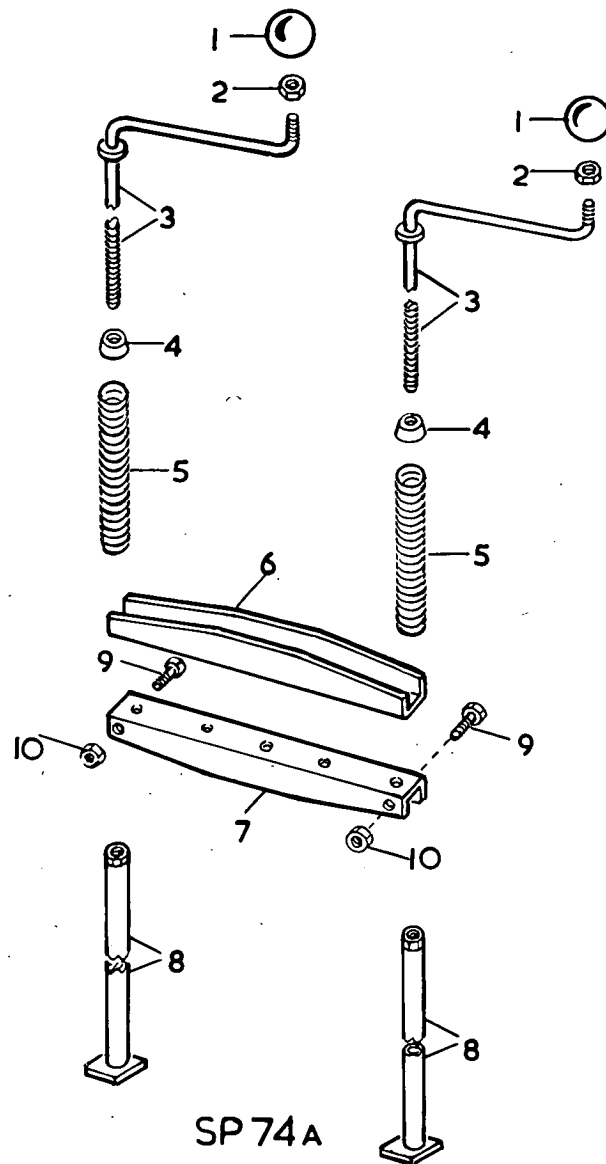


S.P. 69A

Ref. No.	Part No.	No. Used	Description
1	46977	1	Twine Finger Lever Weld Assembly
2	80345	1	80741 Cotter Pin, $\frac{1}{8}$ " x 1"
3	11574	1	Cap Screw, Hex. Hd., $\frac{3}{8}$ " x $1\frac{1}{4}$ "
4	12595	1	Spacer Bushing
5	84294	1	Cam Follower
6	80673	1	Plain Washer, $\frac{3}{8}$ "
7	84930	1	Lockwasher, $\frac{3}{8}$ "
8	80742	AR	Nut, $\frac{3}{8}$ "
9	58052	2	Cotter Pin, $\frac{1}{8}$ " x $\frac{3}{4}$ "
			Twine Finger Link
			2 80742 Cotter Pin $\frac{1}{8}$ " x $\frac{3}{4}$ "
10	84955	4	Hex. Lock Nut, $\frac{1}{8}$ "
11	00414	2	Twine Finger Adjusting Block
12	61029	2	Cap Screw, Dome Hd. Socket, $\frac{3}{8}$ " x $\frac{7}{8}$ "
13	28384	2	Spacer
14	84294	2	Plain Washer, $\frac{3}{8}$ "
15	38662	2	Twine Finger
16	84307	2	Lockwasher Shakeproof, $\frac{3}{8}$ "
17	84899	2	Nut, $\frac{3}{8}$ "
18	29833	1	Twine Finger Return Spring

HAYLINER 278 BALER

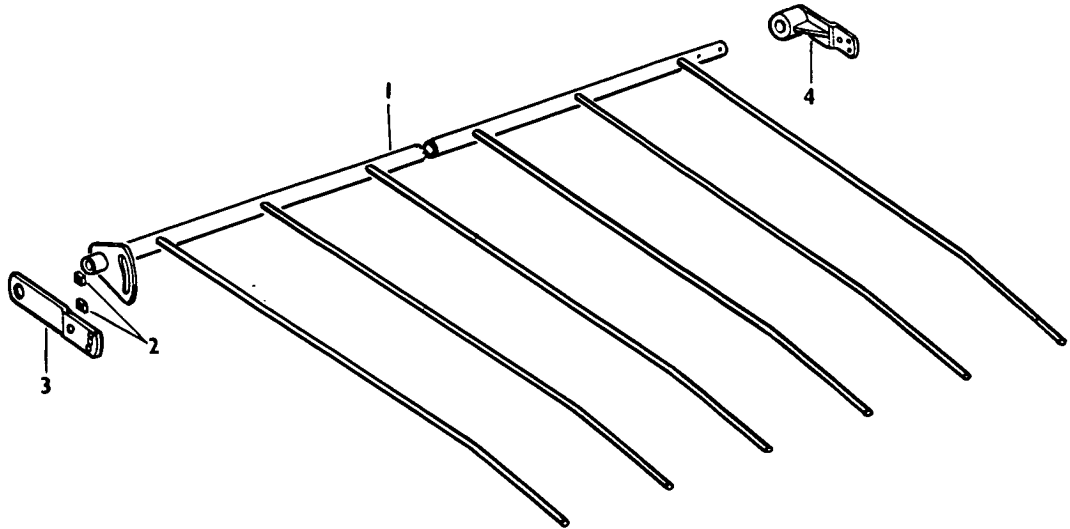
BALE TENSION ASSEMBLY



Ref. No.	Part No.	No. Used	Description
1	47861	2	Crank Knob
2	84958	2	Hex. Jam Nut, $\frac{5}{8}$ "
3	47544	2	Tension Crank Assembly
4	25833	2	Bale Tension Spring Cup
5	13935	2	Bale Tension Spring
6	47262	1	Tension Bar, Upper
		2	80328 Cap Screw, Hex. Hd., $\frac{3}{8}$ " x $\frac{3}{4}$ "
		2	80673 Lockwasher, $\frac{3}{8}$ "
		2	84930 Nut, $\frac{3}{8}$ "
		4	80328 Cap Screw, Hex. Hd., $\frac{3}{8}$ " x $\frac{3}{4}$ "
		4	80673 Lockwasher, $\frac{3}{8}$ "
		4	84930 Nut, $\frac{3}{8}$ "
7	158359	1	Tension Bar, Lower
		2	80328 Cap Screw, Hex. Hd., $\frac{3}{8}$ " x $\frac{3}{4}$ "
		2	80673 Lockwasher, $\frac{3}{8}$ "
		2	84930 Nut, $\frac{3}{8}$ "
8	47309	2	Nut Mounting Assembly
9	88535	2	Hex. Hd., Bolt, $\frac{5}{16}$ " x $3\frac{1}{4}$ "
10	87382	2	Lock Nut $\frac{5}{16}$ "

HAYLINER 278 BALER

WINDGUARD ASSEMBLY

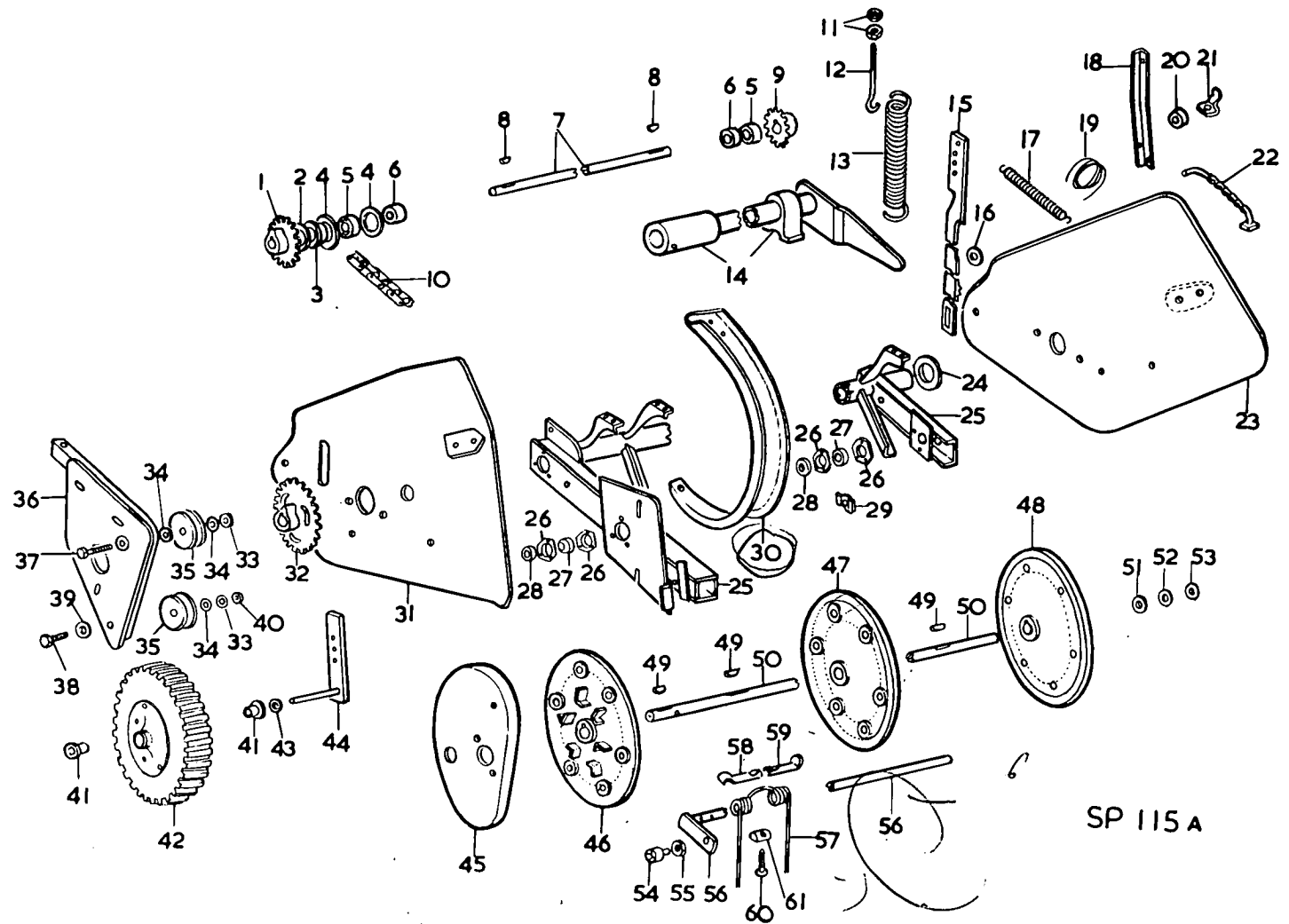


S.P. 54

Ref. No.	Part No.	No. Used	Description
1	44106	1	Windguard Support Weld Assembly
		2	80734 Cotter Pin, $\frac{1}{4}$ " x $1\frac{3}{4}$ "
2	44612	2	Spacer
		2	80345 Cap Screw, Hex. Hd., $\frac{3}{8}$ " x $1\frac{1}{4}$ "
		2	80673 Lockwasher, $\frac{3}{8}$ "
		2	84930 Nut, $\frac{3}{8}$ "
3	51728	1	Windguard Bracket
		2	80375 Cap Screw, Hex. Hd., $\frac{3}{8}$ " x $\frac{3}{4}$ "
		2	80680 Lockwasher, $\frac{3}{8}$ "
		1	84944 Nut, $\frac{3}{8}$ "
4	51729	1	Bracket and Bearing Weld Assembly
		2	80375 Cap Screw, Hex. Hd., $\frac{3}{8}$ " x $\frac{3}{4}$ "
		2	80680 Lockwasher, $\frac{3}{8}$ "
		2	84944 Nut, $\frac{3}{8}$ "

HAYLINER 278 BALER

PICK-UP ASSEMBLY



SP 115 A

HAYLINER 278 BALER

PICK UP ASSEMBLY

Ref. No.	Part No.	No. Used	Description
1	47244	1	Sprocket, 13 Tooth
2	25069	AR	Washer, .060"
3	26129	AR	Washer, .036"
4	36853	2	Bearing Flangette
		3	87149 Cap Screw Hex. Hd., $\frac{5}{16}$ " x $\frac{3}{4}$ "
		3	80681 Lockwasher, $\frac{1}{16}$ "
5	38261	2	Drive Shaft Ball Bearing
6	38260	2	Locking Collar
7	39574	1	Drive Shaft
8	80768	2	Woodruff Key No. 15, $\frac{1}{4}$ " x 1"
9	39572	1	Sprocket, 12 Tooth
10	47328	1	Pick-up Driven Chain Composed of:—
		69	25809 Regular Linking
		1	25813 Coupler Link
11	84969	2	Hex. Jam Nut, $\frac{3}{8}$ "
12	36835	1	Pick-up Spring Eye Bolt
13	59686	1	Pick-up Lift Spring
14	40785	1	Lever Weld Assembly
		1	80986 Set Screw, Sq. Hd., Dog Point, $\frac{1}{2}$ " x $1\frac{1}{2}$ "
		1	84970 Hex. Jam Nut, $\frac{1}{2}$ "
		2	87162 Cap Screw, Hex. Hd., $\frac{3}{8}$ " x $1\frac{1}{2}$ "
		2	80680 Lockwasher, $\frac{3}{8}$ "
		2	84944 Nut, $\frac{3}{8}$ "
		1	80714 Grease Fitting, $\frac{1}{4}$ "
15	51934	1	Lifting Lever
		1	80375 Cap Screw, Hex. Hd., $\frac{3}{8}$ " x $\frac{3}{4}$ "
		1	80680 Lockwasher, $\frac{3}{8}$ "
		1	84944 Nut, $\frac{3}{8}$ "
16	47407	1	Spacer
17	00015	1	Spring
18	47408	1	Spring Anchor
19	47346	1	Nylon Rope
20	47245	1	Rope Idler
21	47320	1	Rope Guide
22	50619	1	Pick-up Locking Pin Assembly
23	69386	1	Pick-up Side Plate Weld Assy., Left
24	40340	1	Washer
25	158491	1	Pick-up Pivot Pipe Weld Assembly
		1	80375 Cap Screw, Hex. Hd., $\frac{3}{8}$ " x $\frac{3}{4}$ "
		1	87162 Cap Screw, Hex. Hd., $\frac{3}{8}$ " x $1\frac{1}{2}$ "
		1	84168 Machine Screw, Fl. Hd., $\frac{3}{8}$ " x 2"
		1	87112 Cap Screw Hex. Hd., $\frac{3}{8}$ " x $2\frac{1}{4}$ "
		3	80680 Lockwasher, $\frac{3}{8}$ "
		3	84944 Nut, $\frac{3}{8}$ "
		1	84040 Locknut, $\frac{3}{8}$ "
		1	87401 Cotter Pin, $\frac{1}{4}$ " x 1"
26	43048	4	Flangette
		6	80328 Cap Screw, $\frac{3}{8}$ " x $\frac{3}{4}$ "
		6	84294 Plain Washer, $\frac{3}{8}$ "
		6	80673 Lockwasher, $\frac{3}{8}$ "
27	45882	2	Bearing
28	45876	2	Collar
29	40662	3	Pick-up Guard Bracket
		2	84467 Machine Screw, Truss Hd., $\frac{1}{4}$ " x $\frac{1}{2}$ "
		2	80682 Lockwasher, $\frac{1}{4}$ "
		2	84942 Nut, $\frac{1}{4}$ "
30	40791	13	Pick-up Guard
		52	87507 Self Tapping Screw, $\frac{1}{4}$ " x $\frac{5}{8}$ "
31	44659	1	Pick-up Side Plate Weld Ass. Right
32	48901	1	Pick-up Driven Sprocket, 23 Tooth
		1	80736 Cotter Pin, $\frac{1}{16}$ " x $1\frac{3}{4}$ "
33	80679	2	Lockwasher, $\frac{1}{2}$ "

Super sweep
158493

12 bevestigings punten
20 bevestigings punten

Super sweep
152472 - 20
40662 - 3
152471 R.H.
A.H.
Mount 3-67 -

HAYLINER 278 BALER

PICK-UP ASSEMBLY (continued)

Ref. No.	Part No.	No. Used	Description
34	87364	AR	Plain Washer, $\frac{1}{2}$ "
35	13550	2	Chain Idler
36	69374	1	Chain Guard
			1 69521 Bracket
			2 87507 Self-Tapping Screw, $\frac{1}{4}$ " x $\frac{5}{8}$ "
37	88004	1	Rd. Hd. Short Sq. Neck Bolt, $\frac{1}{2}$ " x $2\frac{1}{2}$ "
			1 84946 Nut, $\frac{1}{2}$ "
38	87113	1	Cap Screw, Hex. Hd., $\frac{1}{2}$ " x $2\frac{1}{2}$ "
39	87364	2	Plain Washer, $\frac{1}{2}$ "
40	84946	1	Nut, $\frac{1}{2}$ "
41	51345	2	Bush
42	151009	1	Pick-up Wheel Assy., c/w Bushing and Tyre
43	01081	1	Washer
44	51706	1	Pick-up Wheel Support Bracket
			1 87198 Cap Screw Hex. Hd., $\frac{5}{8}$ " x $2\frac{1}{2}$ "
			1 84057 Lockwasher, $\frac{5}{8}$ "
			1 80738 Cotter Pin, $\frac{3}{16}$ " x $1\frac{1}{4}$ "
45	49067	1	Pick-up Cam Weld Assembly
46	69385	1	Pick-up Finger Disc, R.H.
47	69383	1	Pick-up Finger Disc, Centre
48	69381	1	Pick-up Finger Disc, L.H.
49	84361	3	Woodruff Key No. 21, $\frac{1}{4}$ " x $1\frac{1}{4}$ "
50	158520	1	Pick-up Driven Shaft
			4 80736 Cotter Pin, $\frac{3}{16}$ " x $1\frac{3}{4}$ "
51	00672	AR	Spacer Washer, $\frac{3}{32}$ "
52	00673	AR	Spacer Washer, $\frac{1}{16}$ "
53	00674	AR	Spacer Washer, $\frac{1}{8}$ "
54	40714	6	Cam Roller Bearing
55	80456	6	Locknut, $\frac{3}{8}$ " (N.F.)
56	39485	6	Finger Pipe Weld Assembly
			12 80737 Cotter Pin, $\frac{3}{16}$ " x $1\frac{1}{2}$ "
57	37762	36	Pick-up Finger
58	46491	36	Pick-up Tooth Bracket, Upper
59	46492	36	Pick-up Tooth Bracket, Lower
60	46493	36	Pick-up Tooth Bolt
			24 80772 Locknut, $\frac{3}{8}$ "
61	39940	36	Pick-up Finger Spacer

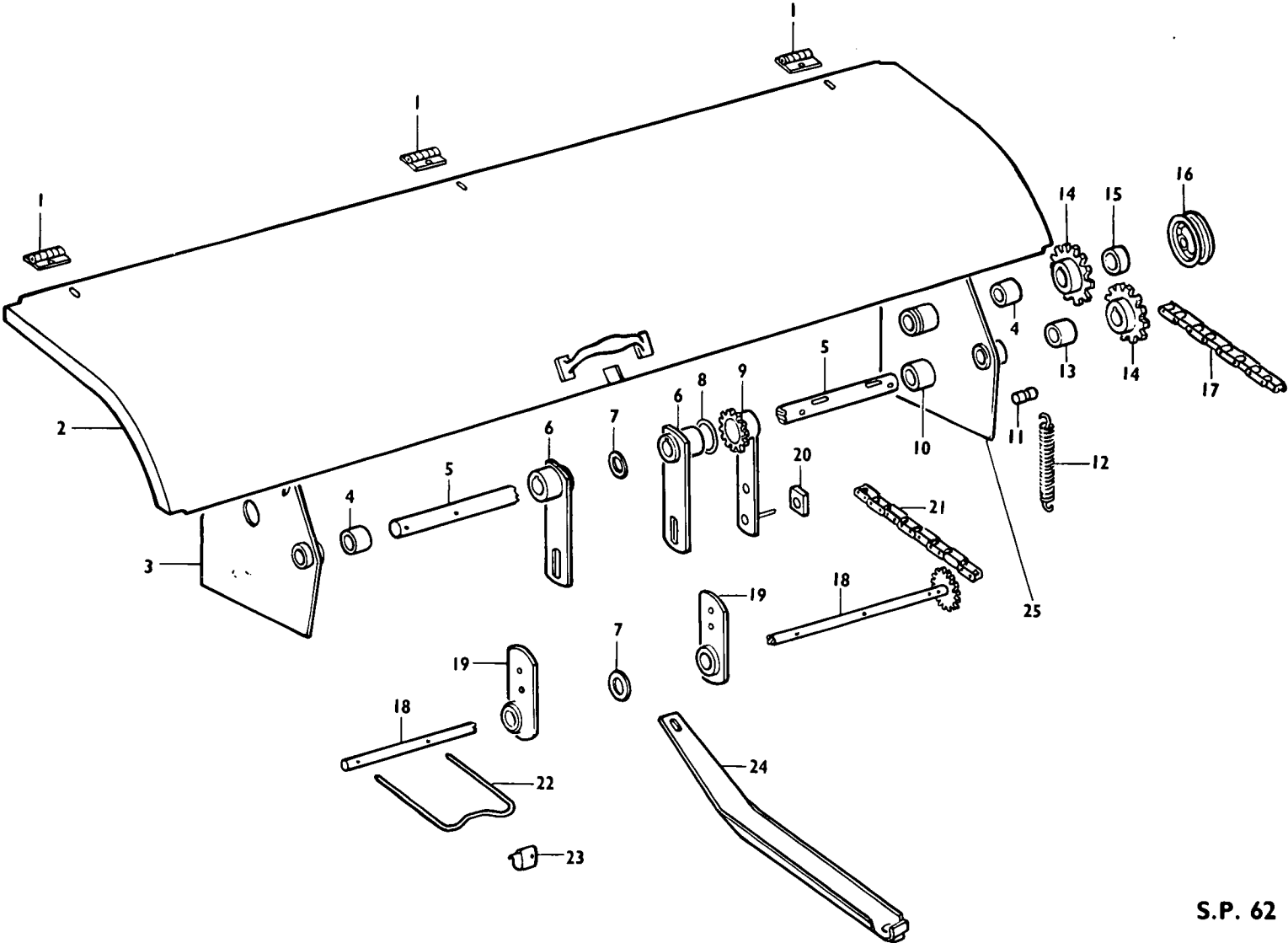
Bus 306247

152458

*Smaller
13 1673*

HAYLINER 278 BALER

FEEDER ASSIST GROUP



28

S.P. 62

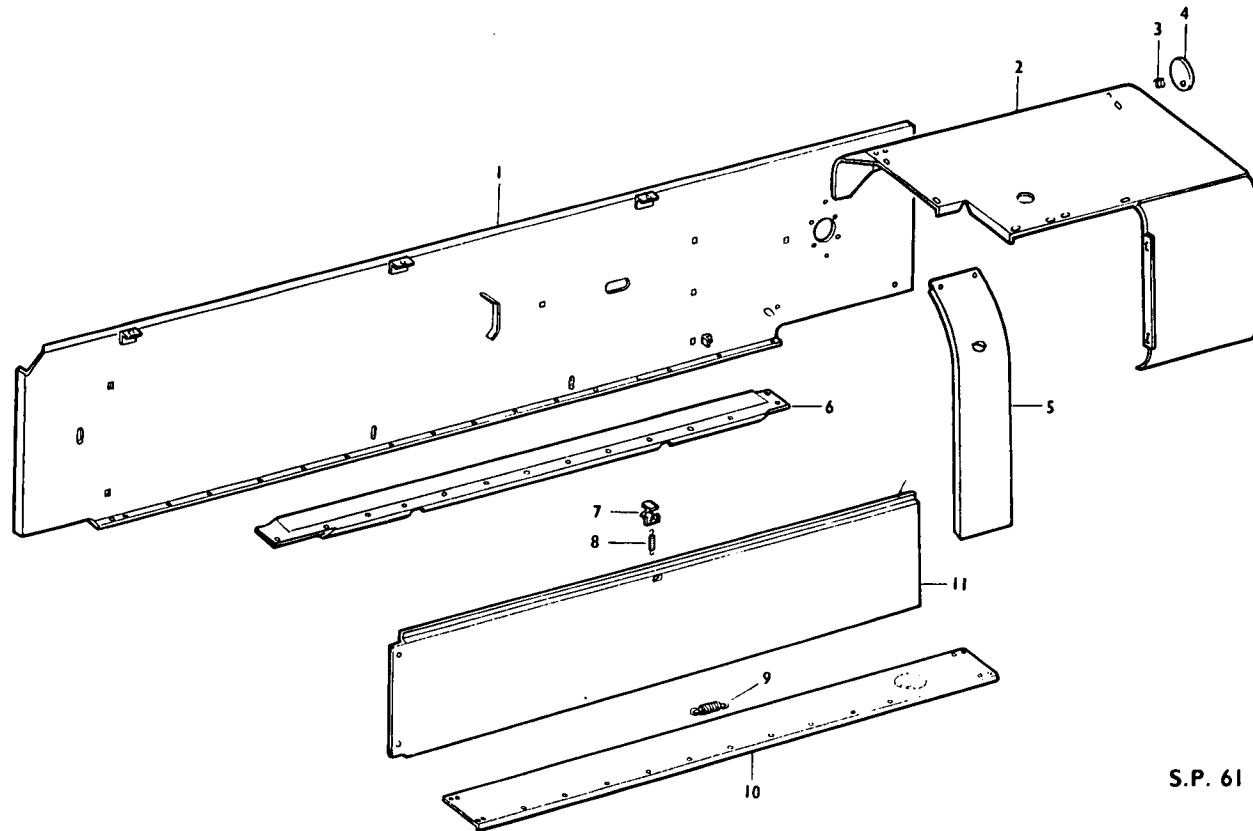
HAYLINER 278 BALER

FEEDER ASSIST GROUP

Ref. No.	Part No.	No. Used	Description
1	43290	3	Hinge
2	42479	1	Cover Weld Assembly
3	44649	1	Bearing Support Weld Assembly, w/Bushing, R.H.
		1	87414 Grease Fitting
		2	87539 Rd. Hd. Short Sq. Neck Bolt, $\frac{5}{16}$ " x $\frac{3}{4}$ "
		2	80674 Lockwasher, $\frac{5}{16}$ "
		2	84929 Nut, $\frac{7}{16}$ "
4	54130	2	Bushing
5	44653	1	Feeder Assist Drive Shaft
		4	80736 Cotter Pin, $\frac{3}{16}$ " x $1\frac{3}{4}$ "
6	44636	2	Hub Weld Assembly
		2	80768 Key
		4	84903 Rd. Hd. Short Sq. Neck Bolt, $\frac{3}{8}$ " x $\frac{3}{4}$ "
		4	80673 Lockwasher, $\frac{3}{8}$ "
		4	84930 Nut, $\frac{3}{8}$ "
7	00672	AR	Space Washer, $\frac{1}{2}$ "
		AR	00673 Space Washer, $\frac{1}{8}$ "
		AR	00674 Space Washer, $\frac{1}{8}$ "
8	45440	1	Retaining Ring
9	47500	1	Adjuster Weld Assembly
		1	80459 Cotter, $\frac{3}{16}$ " x $\frac{3}{4}$ "
10	44775	1	Bushing
11	47499	1	Roller
12	27952	1	Spring
13	44655	1	Bushing
14	44633	2	Sprocket
		2	80768 Woodruff Key
15	111620	1	Set Collar
		1	80429 Set Screw, Hex. Socket Headless, Cup Pt., $\frac{5}{16}$ " x $\frac{5}{16}$ "
16	13150	1	Chain Idler Assembly
		1	80354 Cap Screw, Hex. Hd., $\frac{1}{2}$ " x $2\frac{1}{2}$ "
		2	84915 Plain Washer, $\frac{1}{2}$ "
		1	80671 Lockwasher, $\frac{1}{2}$ "
		1	84932 Nut, $\frac{1}{2}$ "
		1	45455 Spacer (Not Shown)
17	44789	1	Feeder Assist Drive Chain consists of
		21	25809 Roller Link
		1	25813 Coupler Link
		1	25818 Offset Link
18	44646	1	Feeder Tooth Pipe Weld Assembly
		1	87351 Plain Washer, 1"
		1	80736 Cotter Pin, $\frac{3}{16}$ " x $1\frac{3}{4}$ "
19	51723	2	Bracket Assembly
20	44658	1	Stop
		1	80327 Cap Screw, Hex. Hd., $\frac{3}{8}$ " x 1"
		1	80673 Lockwasher, $\frac{3}{8}$ "
		1	84930 Nut, $\frac{3}{8}$ "
21	44788	1	Feeder Assist Timing Chain
		43	25804 Roller Link
		1	25195 Coupler Link
		1	25815 Offset Link
22	44639	5	Finger
23	35138	5	Finger Spring
24	44652	10	Guard
		20	87507 Self Tapping Screw Type "F". $\frac{1}{4}$ "— $20 \times \frac{5}{8}$ "
25	44651	1	Bearing Support Weld Assembly, L.H.
		1	87414 Grease Fitting
		3	87539 Rd. Hd. Short Sq. Neck Bolt, $\frac{5}{16}$ " x $\frac{3}{4}$ "
		3	80674 Lockwasher, $\frac{5}{16}$ "
		3	84929 Nut, $\frac{7}{16}$ "

HAYLINER 278 BALER

FEEDER FRONT ASSEMBLY



30

S.P. 61

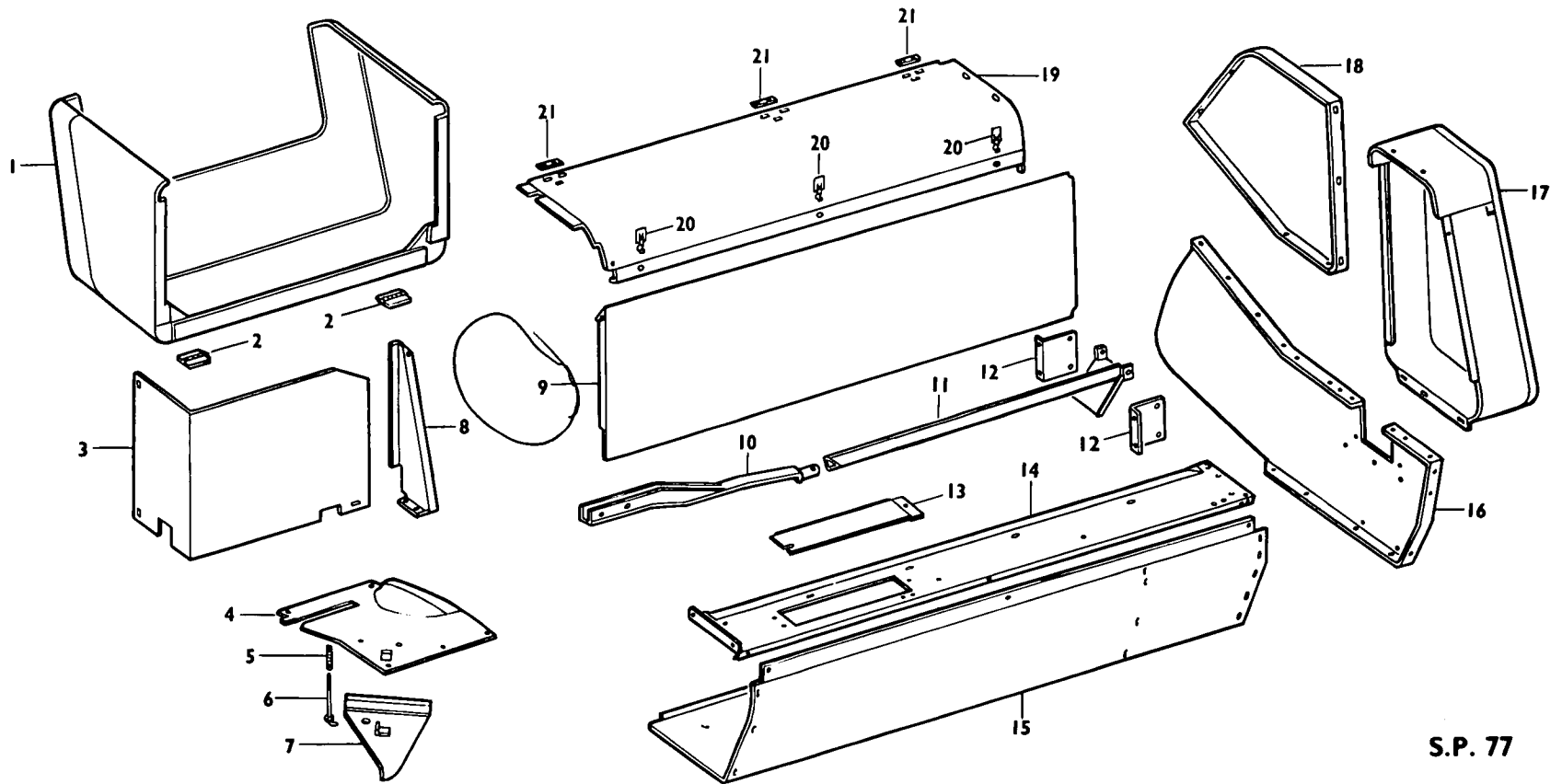
HAYLINER 278 BALER

FEEDER FRONT ASSEMBLY

Ref. No.	Part No.	No. Used	Description
1	41023	1	Feeder Support (Front) Weld Assembly
		3	87507 Self Tapping Screw, $\frac{1}{4}$ " x $\frac{5}{8}$ "
		2	84023 Mach. Screw, Truss Hd., $\frac{3}{8}$ " x $\frac{3}{4}$ "
		2	80673 Lockwasher, $\frac{3}{8}$ "
		2	84930 Nut, $\frac{3}{8}$ "
2	47220	1	Knotted Shield, Front
		1	80964 Cap Screw, Hex. Hd., $\frac{1}{4}$ " x $\frac{3}{4}$ "
		2	87507 Self Tapping Screw, $\frac{1}{4}$ " x $\frac{5}{8}$ "
		9	80256 Machine Screw, Truss Hd., $\frac{1}{4}$ " x $\frac{1}{2}$ "
		11	84366 Plain Washer, $\frac{1}{4}$ "
		10	80675 Lockwasher, $\frac{1}{4}$ "
		4	84928 Nut, $\frac{1}{4}$ "
3	35674	2	Cover Spring
4	42691	2	Shield Cover
		2	80316 Cap Screw, Hex. Hd., $\frac{1}{4}$ " x 1"
		2	81561 Lock Nut, $\frac{1}{4}$ "
5	47332	1	Guard Weld Assembly
		7	80256 Machine Screw, Truss Hd., $\frac{1}{4}$ " x $\frac{1}{2}$ "
		1	80373 Machine Screw, Truss Hd., $\frac{1}{4}$ " x $\frac{5}{8}$ "
		8	84366 Plain Washer, $\frac{1}{4}$ "
		8	80675 Lockwasher, $\frac{1}{4}$ "
		3	84928 Nut, $\frac{1}{4}$ "
6	41012	1	Feeder Top, Front
		1	80256 Machine Screw, Truss Hd., $\frac{1}{4}$ " x $\frac{1}{2}$ "
		1	84496 Machine Screw, Truss Hd., $\frac{3}{8}$ " x 1"
		3	87507 Self Tapping Screw, Type "F," $\frac{1}{4}$ "—20 x $\frac{5}{8}$ "
		1	80675 Lockwasher, $\frac{1}{4}$ "
		1	80673 Lockwasher, $\frac{3}{8}$ "
		1	84928 Nut, $\frac{1}{4}$ "
		1	84930 Nut, $\frac{3}{8}$ "
7	45082	1	Latch Weld Assembly
		1	80740 Cotter Pin, $\frac{1}{8}$ " x 1 $\frac{1}{2}$ "
8	00018	1	Spring
9	00016	1	Spring
10	44638	1	Guard Support Weld Assembly
		2	80256 Machine Screw, Truss Hd., $\frac{1}{4}$ " x $\frac{1}{2}$ "
		2	80373 Machine Screw, Truss Hd., $\frac{1}{4}$ " x $\frac{5}{8}$ "
		4	80675 Lockwasher, $\frac{1}{4}$ "
		4	84928 Nut, $\frac{1}{4}$ "
11	45036	1	Front Cover Weld Assembly
12	69526	1	Lever (Not Shown)
		1	84294 Washer, $\frac{3}{8}$ "
		1	80742 Cotter Pin, $\frac{1}{8}$ " x $\frac{3}{4}$ "

HAYLINER 278 BALER

FEEDER REAR ASSEMBLY



32

S.P. 77

HAYLINER 278 BALER

FEEDER REAR ASSEMBLY

Ref. No.	Part No.	No. Used	Description
1	69378	1	Knotter Shield Rear Weld Assembly
2	43290	2	Hinge
		6	80256 Machine Screw, Truss Hd., $\frac{1}{4}$ " x $\frac{1}{2}$ "
		2	84366 Plain Washer, $\frac{1}{4}$ "
		6	80675 Lockwasher, $\frac{1}{4}$ "
		2	84928 Nut, $\frac{1}{4}$ "
3	45403	1	Knotter Shield End
		1	80373 Machine Screw, Truss Hd., $\frac{1}{4}$ " x $\frac{5}{8}$ "
		2	87507 Self-Tapping Screw, $\frac{1}{4}$ " x $\frac{3}{8}$ "
		5	84366 Plain Washer, $\frac{1}{4}$ "
		3	80675 Lockwasher, $\frac{1}{4}$ "
		3	84928 Hex. Nut, $\frac{1}{4}$ "
		AR	84922 Speed Nut, $\frac{1}{4}$ "
4	47549	1	Feeder, Top Left
5	38527	1	Spring
6	38532	1	Link Assembly
		1	80198 Lock Nut, $\frac{5}{8}$ "
		1	80742 Cotter Pin, $\frac{1}{8}$ " x $\frac{3}{4}$ "
7	38536	1	Hay Stop Weld Assembly
		2	80256 Machine Screw, Truss Hd., $\frac{1}{4}$ " x $\frac{1}{2}$ "
		2	80675 Lockwasher, $\frac{1}{4}$ "
		2	84928 Nut, $\frac{1}{4}$ "
8	42271	1	Bracket
		2	80256 Machine Screw, Truss Hd., $\frac{1}{4}$ " x $\frac{1}{2}$ "
		2	80675 Lockwasher, $\frac{1}{4}$ "
		2	84928 Nut, $\frac{1}{4}$ "
9	47728	1	Guard
		3	87138 Cap Screw, Hex. Hd., $\frac{1}{4}$ " x $\frac{1}{2}$ "
		3	87361 Plain Washer, $\frac{1}{4}$ "
		3	80682 Lockwasher, $\frac{1}{4}$ "
10	44758	1	Hay Guard Support Weld Assembly
		4	80327 Cap Screw, Hex. Hd., $\frac{3}{8}$ " x 1"
		4	84294 Plain Washer, $\frac{3}{8}$ "
		4	80673 Lockwasher, $\frac{3}{8}$ "
		2	84930 Nut, $\frac{3}{8}$ "
11	69824	1	Hay Guard Weld Assembly
		1	80332 Cap Screw, Hex. Hd., $\frac{1}{4}$ " x $\frac{1}{2}$ "
12	39084	2	Finger Guide
		2	80964 Cap Screw, Hex. Hd., $\frac{1}{4}$ " x $\frac{3}{4}$ "
		4	80373 Machine Screw, Truss Hd., $\frac{1}{4}$ " x $\frac{5}{8}$ "
		6	80675 Lockwasher, $\frac{1}{4}$ "
		6	84928 Nut, $\frac{1}{4}$ "
13	42569	1	Cover
14	56655	1	Feeder Top Rear Weld Assembly
		3	80256 Machine Screw, Truss Hd., $\frac{1}{4}$ " x $\frac{1}{2}$ "
		1	80302 Machine Screw, Truss Hd., $\frac{1}{8}$ " x $\frac{5}{8}$ "
		3	80675 Lockwasher, $\frac{1}{4}$ "
		3	84928 Nut, $\frac{1}{4}$ "
		1	80198 Lock Nut, $\frac{5}{8}$ "
15	56652	1	Feeder Bottom
		8	80370 Machine Screw, Truss Hd., $\frac{1}{8}$ " x $\frac{3}{4}$ "
		8	80198 Lock Nut, $\frac{5}{8}$ "

—continued

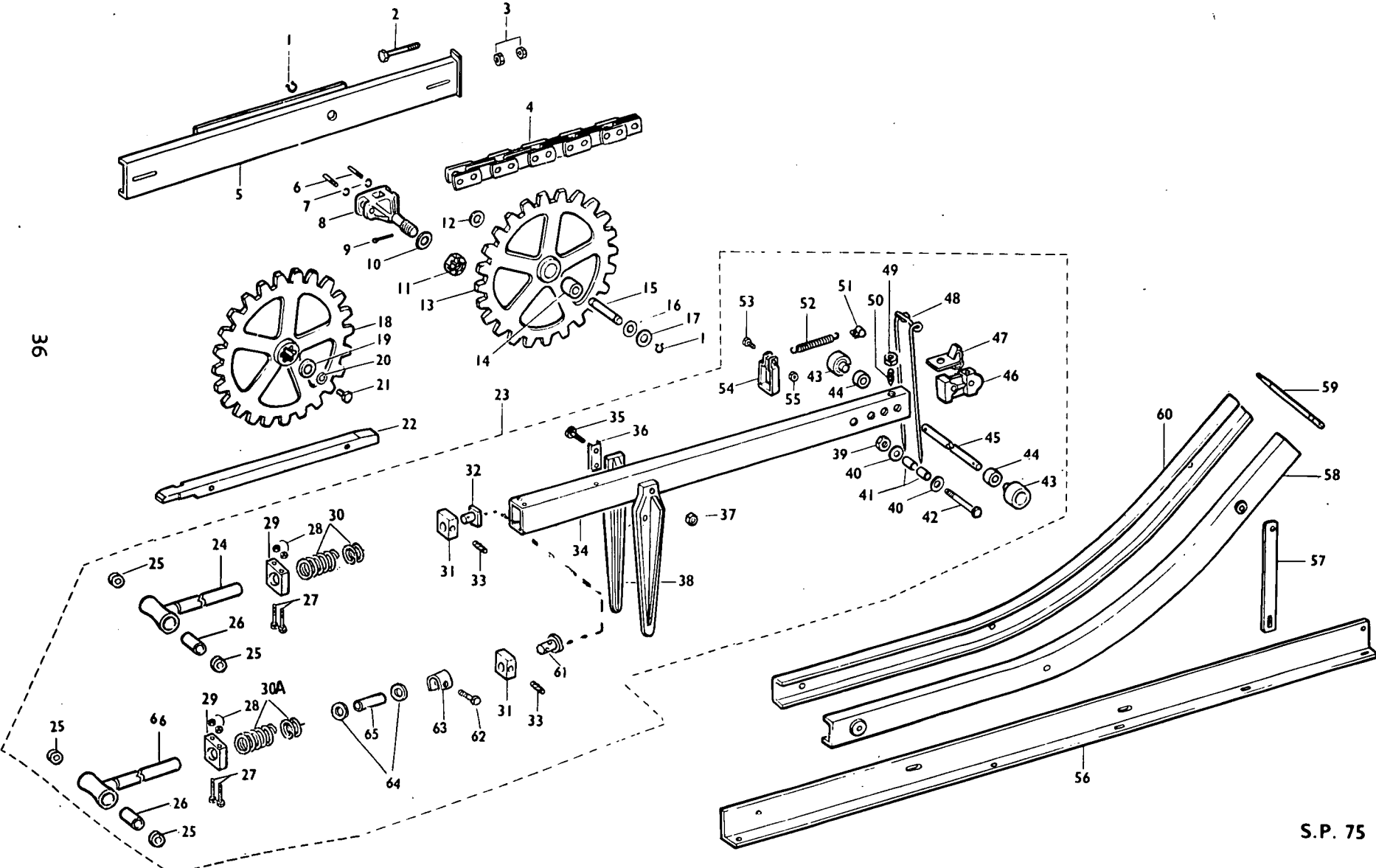
HAYLINER 278 BALER

FEEDER REAR ASSEMBLY (continued)

Ref. No.	Part No.	No. Used	Description		
16	44480	1	Feeder Side Plate, Right		
		2	80256 Machine Screw, Truss Hd., $\frac{1}{4}$ " x $\frac{1}{2}$ "		
		5	80373 Machine Screw, Truss Hd., $\frac{1}{4}$ " x $\frac{5}{8}$ "		
		1	80302 Machine Screw, Truss Hd., $\frac{5}{16}$ " x $\frac{3}{8}$ "		
		7	80675 Lockwasher, $\frac{1}{4}$ "		
		1	80674 Lockwasher, $\frac{5}{16}$ "		
		7	84928 Nut, $\frac{1}{4}$ "		
		1	84929 Nut, $\frac{5}{16}$ "		
		17	42317	1	Guard Weld Assembly
				6	80256 Machine Screw, Truss Hd., $\frac{1}{4}$ " x $\frac{1}{2}$ "
6	84366 Plain Washer, $\frac{1}{4}$ "				
6	80675 Lockwasher, $\frac{1}{4}$ "				
18	40984	1	Guard End, Right		
		9	80256 Machine Screw, Truss Hd., $\frac{1}{4}$ " x $\frac{1}{2}$ "		
		9	80675 Lockwasher, $\frac{1}{4}$ "		
		9	84928 Nut, $\frac{1}{4}$ "		
19	47761	1	Guard Top Weld Assembly		
	47325	3	Snap Fastener		
20		3	84459 Machine Screw, Truss Hd., $\frac{3}{16}$ " x $\frac{1}{2}$ "		
		3	80247 Lockwasher, $\frac{3}{16}$ "		
		3	84850 Nut, $\frac{3}{16}$ "		
21	42576	3	Speed Nut, Twin Type		

HAYLINER 278 BALER

TINE BAR, TINE BAR DRIVE AND CAM TRACKS



HAYLINER 278 BALER

TINE BAR, TINE BAR DRIVE AND CAM TRACKS

Ref. No.	Part No.	No. Used	Description
1	25121	2	Retaining Ring
2	33219	1	Adjustment Bolt
3	84969	2	Hex. Jam Nut, $\frac{3}{8}$ "
4	40983	1	Feeder Chain
		52	43278 Roller Link
		1	40241 Connector Link Cotter Pin Type
5	54182	1	Idler Brace Weld Assembly
		2	87237 Carriage Bolt, $\frac{3}{8}$ " x 1"
		2	87016 Plain Washer, $\frac{3}{8}$ "
		2	80680 Lockwasher, $\frac{3}{8}$ "
		2	84944 Nut, $\frac{3}{8}$ "
6	38164	2	Link Pin
7	40937	2	Retaining Ring
8	44536	1	Chain Connector
9	80750	1	Cotter Pin, $\frac{1}{4}$ " x $1\frac{1}{4}$ "
10	84915	1	Plain Washer, $\frac{1}{2}$ "
11	87430	1	Slotted Hex. Nut, $\frac{1}{2}$ "
12	87351	1	Plain Washer, 1"
13	54135	1	Sprocket Assembly w/Bearings (27 teeth)
14	37326	2	Needle Bearing
15	54144	1	Idler Shaft
		1	80721 Grease Fitting
16	46200	1	Washer
17	46199	1	Washer
18	40977	1	Sprocket, 27 Tooth
19	26312	1	Washer
20	80671	1	Lockwasher, $\frac{1}{2}$ "
21	80336	1	Cap Screw, Hex. Hd., $\frac{1}{2}$ " x 1"
22	46120	1	Wood Chain Bearing
		2	84258 Carr. Bolt, Sq. Neck, $\frac{5}{16}$ " x $2\frac{1}{4}$ "
		2	80674 Lockwasher, $\frac{5}{16}$ "
		2	84929 Nut, $\frac{5}{16}$ "
23	41614	1	Tine Bar Assembly (Includes Ref. 24 thru to 55 inclusive)
24	41619	1	Spring Pilot Assembly
25	44680	2	Spring Pilot Bearing
26	44654	1	Spacer
27	87061	2	Cap Screw, Hex. Hd., $\frac{1}{4}$ " x $2\frac{1}{2}$ "
28	81561	2	Lock Nut, $\frac{1}{4}$ "
29	38690	1	Spring Pilot Bearing, L.H.
30	41573	1	Spring
		1	51984 Spacer
		1	51985 Washer
30A	41573	1	Spring

—continued

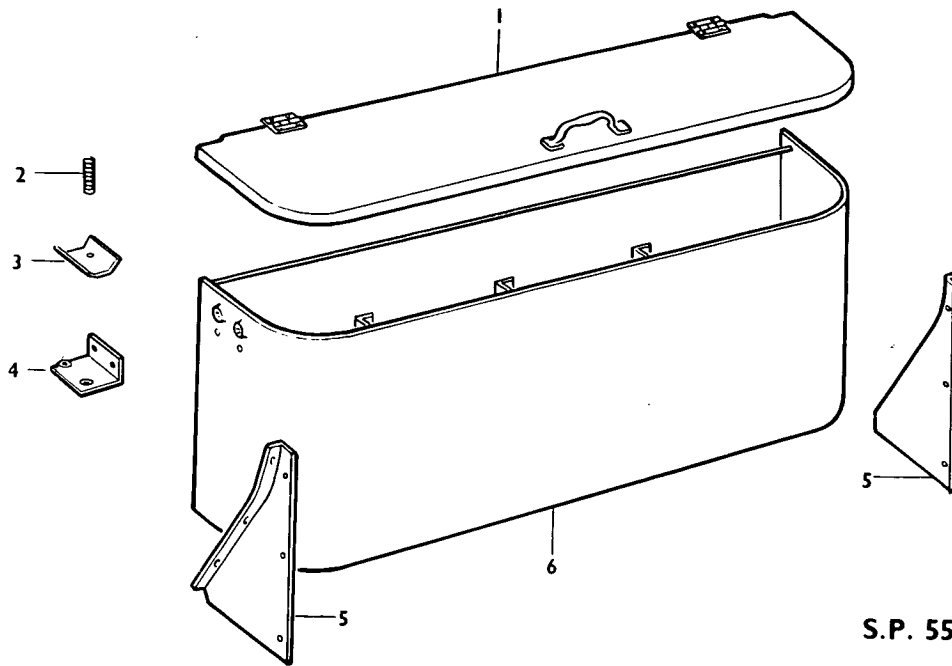
HAYLINER 278 BALER

TINE BAR, TINE BAR DRIVE AND CAM TRACKS (continued)

Ref. No.	Part No.	No. Used	Description
31	38436	1	Spring Pilot Bearing, R.H.
32	40279	1	Pilot Bearing Plug
33	87811	1	Driv-Lok Pin, $\frac{1}{4}$ " x $1\frac{5}{8}$ "
34	41615	1	Tine Bar
			AR 87569 Grease Fitting, $\frac{1}{4}$ "
35	87159	4	Cap Screw, Hex. Hd., $\frac{5}{16}$ " x $3\frac{1}{2}$ "
36	46623	2	Bolt Clip
37	87382	4	Lock Nut, $\frac{1}{8}$ "
38	63487	4	Tine
39	80772	1	Lock Nut, $\frac{3}{8}$ "
40	84294	2	Plain Washer, $\frac{3}{8}$ "
41	63607	2	Spacer
42	87534	1	Cap Screw, Hex. Hd., $\frac{3}{8}$ " x $4\frac{1}{2}$ "
43	44280	2	Tine Bar Roller
44	44284	2	Locking Collar
			2 80389 Set Screw Sq. Hd. Cup Pt., $\frac{5}{16}$ " x $\frac{1}{2}$ "
45	41635	1	Tine Bar Shaft
46	41617	1	Spring Stop Assembly w/Cushion
			1 38692 Spring Stop Cushion only
47	41622	1	Tooth Stop Weld Assembly
48	58640	1	Feeder Tooth
49	84956	1	Hex. Jam Nut, $\frac{3}{8}$ "
50	87696	1	Set Screw, Hex. Socket, Cone Pt., $\frac{3}{8}$ " x $1\frac{1}{4}$ "
51	38737	1	Feeder Tooth Clip
52	00015	1	Spring
53	87140	1	Cap Screw, Hex. Hd., $\frac{1}{4}$ " x 1 "
54	38693	1	Spring Clamp
55	84060	1	Lock Nut, $\frac{1}{4}$ "
56	42334	1	Feeder Support Rear
			2 80327 Cap Screw, $\frac{3}{8}$ " x 1 "
			5 80373 Machine Screw Truss Hd., $\frac{1}{4}$ " x $\frac{5}{8}$ "
			5 84366 Plain Washer, $\frac{1}{4}$ "
			2 80673 Lockwasher, $\frac{3}{8}$ "
			2 80675 Lockwasher, $\frac{1}{4}$ "
			2 84930 Nut, $\frac{3}{8}$ "
			5 84928 Nut, $\frac{1}{4}$ "
57	41445	1	Brace
			1 84826 Carriage Bolt, $\frac{5}{16}$ " x $\frac{3}{4}$ "
			1 80330 Cap Screw, Hex. Hd., $\frac{5}{16}$ " x $\frac{3}{4}$ "
			1 87362 Plain Washer, $\frac{5}{16}$ "
			1 80674 Lockwasher, $\frac{5}{16}$ "
			1 87382 Locknut, $\frac{5}{16}$ "
			1 84929 Nut, $\frac{5}{16}$ "
58	41015	1	Cam Track, Rear
			2 84826 Carriage Bolt, $\frac{5}{16}$ " x $\frac{3}{4}$ "
			2 87362 Plain Washer, $\frac{5}{16}$ "
			2 87382 Nut, $\frac{5}{16}$ "
59	44667	1	Cam Track End Brace
			2 80964 Cap Screw, Hex. Hd., $\frac{1}{4}$ " x $\frac{3}{4}$ "
			2 81561 Nut, $\frac{1}{4}$ "
60	41014	1	Cam Track, Front
			3 84826 Carriage Bolt, $\frac{5}{16}$ " x $\frac{3}{4}$ "
			3 87362 Plain Washer, $\frac{5}{16}$ "
			3 87382 Nut, $\frac{5}{16}$ "
61	122238	1	Pilot Bearing Plug
62	46047	1	Bolt C/W Nut
63	122239	1	Clip
64	26301	2	Washer
65	41415	1	Sleeve
66	122240	1	Spring Pilot

HAYLINER 278 BALER

TWINE BOX ASSEMBLY

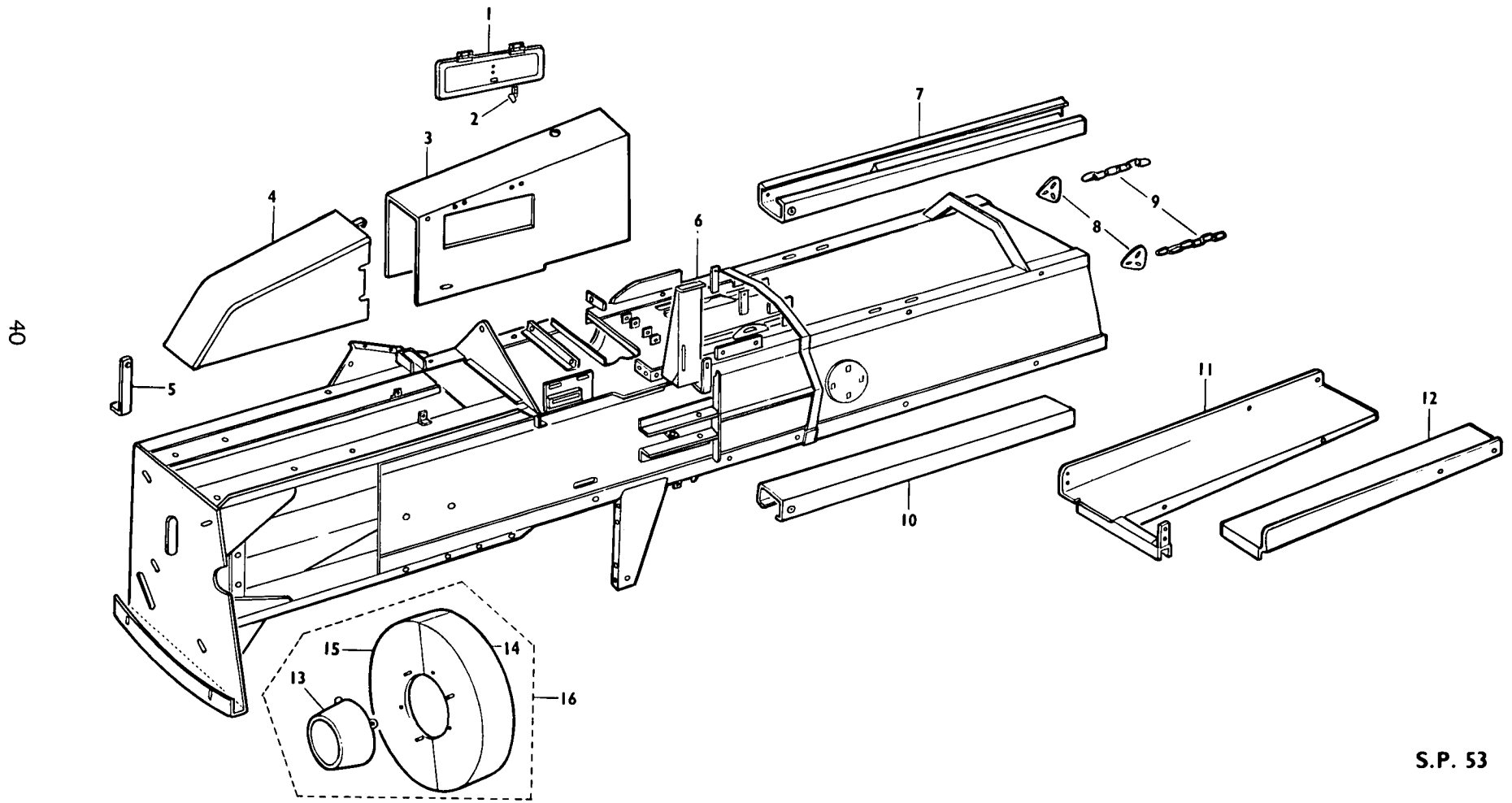


S.P. 55

Ref. No.	Part No.	No. Used	Description
1	38069	1	Twine Box Lid Assembly
		4	80256 Machine Screw, Truss Hd., $\frac{1}{4}$ " x $\frac{1}{2}$ "
		2	80675 Lockwasher, $\frac{1}{4}$ "
		2	42576 Speed Nut
2	00025	1	Twine Tension Spring
		1	80965 Cap Screw, Hex. Hd., $\frac{1}{4}$ " x $1\frac{1}{2}$ "
		1	81561 Nut, $\frac{1}{4}$ "
3	40971	1	Twine Clamp
4	40972	1	Twine Guide Base
		2	80256 Machine Screw, Truss Hd., $\frac{1}{4}$ " x $\frac{1}{2}$ "
		2	80675 Lockwasher, $\frac{1}{4}$ "
		2	84928 Nut, $\frac{1}{4}$ "
5	44568	2	Twine Box Support
		14	80302 Machine Screw, Truss Hd., $\frac{5}{16}$ " x $\frac{5}{8}$ "
		14	80674 Lockwasher, $\frac{5}{16}$ "
		14	84929 Nut, $\frac{5}{16}$ "
6	40943	1	Twine Box Weld Assembly

HAYLINER 278 BALER

MAIN FRAME, CRANK GUARD AND BALE CHUTE ASSEMBLIES



S.P. 53

HAYLINER 278 BALER

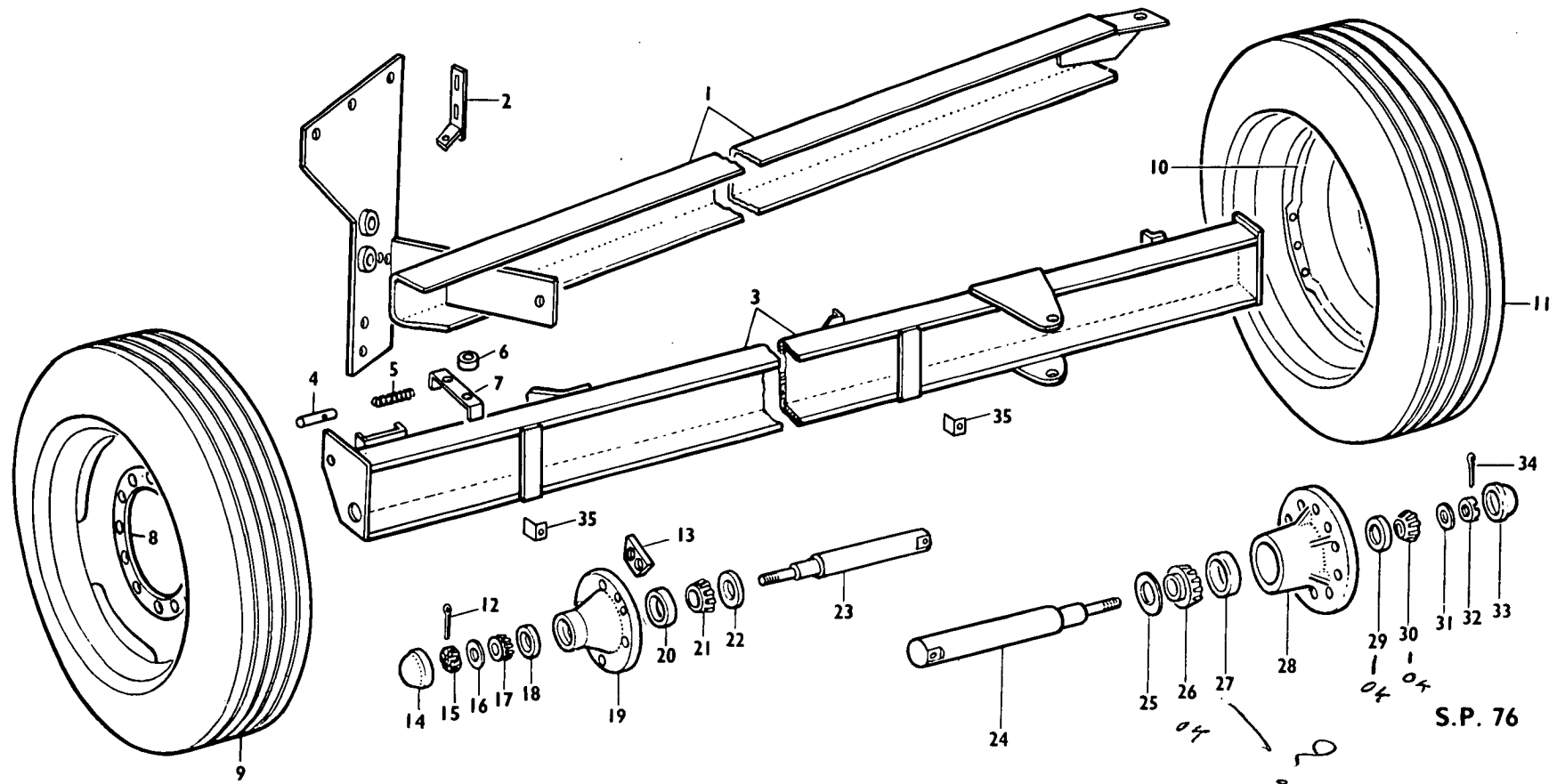
MAIN FRAME, CRANK GUARD AND BALE CHUTE ASSEMBLIES

Ref. No.	Part No.	No. Used	Description
1	41307	1	Tool Box Lid
		4	80256 Machine Screw, Truss Hd., $\frac{1}{4}$ " x $\frac{1}{2}$ "
		2	42576 Speed Nut
2	41296	1	Spring Latch
		2	84459 Machine Screw, Truss Hd., $\frac{3}{16}$ " x $\frac{1}{2}$ "
		2	80679 Plain Washer, $\frac{3}{16}$ "
		2	80247 Lockwasher, No. 10
		2	84850 Nut, $\frac{3}{16}$ "
3	42287	1	Tool Box Assembly
		2	80230 Machine Screw, Truss Hd., $\frac{1}{4}$ " x $\frac{3}{4}$ "
		2	84366 Plain Washer, $\frac{1}{4}$ "
		2	80675 Lockwasher, $\frac{1}{4}$ "
		2	84928 Nut, $\frac{1}{4}$ "
4	42238	1	Crank Guard Weld Assembly
		AR	87361 Plain Washer, $\frac{1}{4}$ "
		AR	84878 Wing Nut, $\frac{1}{4}$ "
		AR	80256 Machine Screw, Truss Hd., $\frac{1}{4}$ " x $\frac{1}{2}$ "
		AR	84922 " U " Type Speed Nut, $\frac{1}{4}$ "—20
5	47336	1	Rope Support Assembly
		1	80375 Cap Screw, Hex. Hd., $\frac{3}{8}$ " x $\frac{3}{4}$ "
		1	80680 Lockwasher, $\frac{3}{8}$ "
		1	84944 Nut, $\frac{3}{8}$ "
6	47900	1	Main Frame Weld Assembly
	69372	1	Guard
	69485	1	Access Cover
		6	87829 Set Screw, Sq. Hd. Cup Pt., $\frac{3}{8}$ " x $1\frac{1}{2}$ "
		5	84969 Nut, $\frac{3}{8}$ "
7	56141	1	Tension Rail Weld Assembly, Top
		2	87412 Bolt, Rd. Hd. Short Sq. Neck, $\frac{1}{2}$ " x 1"
		2	84236 Nut, $\frac{1}{2}$ "
8	35451	2	Chain Adjustment Bracket
		2	87237 Carriage Bolt, $\frac{3}{8}$ " x 1"
		2	84040 Nut, $\frac{3}{8}$ "
9	45321	2	Bale Chute Chain
		2	87049 Cap Screw, Hex. Hd., $\frac{3}{8}$ " x 1"
		2	87016 Plain Washer, $\frac{3}{8}$ "
		2	84040 Nut, $\frac{3}{8}$ "
10	51715	1	Tension Rail Weld Assembly, Bottom
		2	87415 Bolt, Rd. Hd. Short Sq. Neck, $\frac{1}{2}$ " x 1"
		2	84236 Nut, $\frac{1}{2}$ "
11	42351	1	Rollover Bale Chute
		2	87237 Carriage Bolt, $\frac{3}{8}$ " x 1"
		2	84040 Nut, $\frac{3}{8}$ "
12	42350	1	Bale Chute Adaptor
		2	80375 Cap Screw, Hex. Hd., $\frac{3}{8}$ " x $\frac{3}{4}$ "
		3	80680 Lockwasher, $\frac{3}{8}$ "
		3	84944 Nut, $\frac{3}{8}$ "
13	51782	1	Guard Weld Assembly
		1	80801 Wing Nut, $\frac{5}{16}$ "
		3	87362 Plain Washer, $\frac{5}{16}$ "
		3	80681 Lockwasher, $\frac{5}{16}$ "
		2	84943 Hex. Nut, $\frac{5}{16}$ "
14	51735	1	Guard Weld Assembly, L.H.
		1	80840 Wing Nut
		1	87016 Plain Washer
		1	80680 Lockwasher
		3	84467 Machine Screw Truss Hd., $\frac{1}{4}$ " x $\frac{1}{2}$ "
		3	80682 Lockwasher, $\frac{1}{4}$ "
		3	84932 Nut, $\frac{1}{4}$ "
15	51732	1	Guard Weld Assembly, R.H.
		3	87049 Cap Screw Hex. Hd., $\frac{3}{8}$ " x 1"
		6	87016 Plain Washer, $\frac{3}{8}$ "
		3	80680 Lockwasher, $\frac{3}{8}$ "
		3	84944 Hex. Nut, $\frac{3}{8}$ "
16	51804	1	Flywheel Guard, Complete (includes item 13 through to 15)

HAYLINER 278 BALER

AXLE ASSEMBLY AND SUPPORT

42



HAYLINER 278 BALER

AXLE ASSEMBLY AND SUPPORT

Ref. No.	Part No.	No. Used	Description
1	42007	1	Feeder Support and Axle Brace Assembly
		2	80327 Cap Screw, Hex. Hd., $\frac{3}{8}$ " x 1"
		1	80345 Cap Screw, Hex. Hd., $\frac{3}{8}$ " x $1\frac{1}{4}$ "
		3	80673 Lockwasher, $\frac{3}{8}$ "
		3	84930 Nut, $\frac{3}{8}$ "
		3	80336 Cap Screw, Hex. Hd., $\frac{1}{2}$ " x 1"
		3	80796 Lock Nut, $\frac{1}{2}$ "
		1	84248 Carriage Bolt, Sq. Hd., $\frac{1}{2}$ " x $1\frac{1}{4}$ "
		1	80671 Lockwasher, $\frac{1}{2}$ "
		1	84932 Nut, $\frac{1}{2}$ "
2	51758	1	Mounting Angle
		1	87163 Cap Screw, Hex. Hd., $\frac{3}{8}$ " x $1\frac{3}{4}$ "
		1	84040 Lock Nut, $\frac{3}{8}$ "
3	47351	1	Axle Weld Assembly
		3	80336 Cap Screw, Hex. Hd., $\frac{1}{2}$ " x 1"
		3	80347 Cap Screw, Hex. Hd., $\frac{3}{8}$ " x $1\frac{1}{2}$ "
		1	61063 Set Screw, Sq. Hd. Flat Pt., $\frac{1}{2}$ " x 2"
		1	61064 Set Screw, Sq. Hd. Flat Pt., $\frac{1}{2}$ " x 3"
		6	80796 Lock Nut, $\frac{1}{2}$ "
		2	84970 Hex. Jam Nut, $\frac{1}{2}$ "
4	51684	1	Pin
		1	80755 Cotter Pin, $\frac{1}{8}$ " x 1"
		1	87365 Plain Washer, $\frac{5}{8}$ "
5	47603	1	Spring
6	47308	1	Spacer
		1	84576 Carriage Bolt, Sq. Neck, $\frac{5}{16}$ " x 1"
		1	87347 Plain Washer, $\frac{5}{16}$ "
		1	80198 Lock Nut, $\frac{5}{16}$ "
7	47334	1	Lever
		1	87163 Cap Screw, Hex. Hd., $\frac{3}{8}$ " x $1\frac{3}{4}$ "
		1	84040 Lock Nut, $\frac{3}{8}$ "
8	39538	1	Disc Wheel, R.H.
9	44679	1	Tyre 6:40 x 15, 4 Ply, R.H.
		1	39549 Inner Tube 6:40 x 15 (Not Shown)
10	51731	1	Disc Wheel, L.H.
11	13543	1	Tyre 7:50 x 16, 8 Ply, L.H.
		1	13544 Inner Tube, 7:50 x 16, L.H. (Not Shown)
12	80738	1	Cotter Pin, $\frac{3}{16}$ " x $1\frac{1}{4}$ "
* 13	47757	1	Wheel Latch Lug
14	26808	1	Hub Cap, Right
15	84996	1	Hex. Slotted Nut, $\frac{3}{4}$ " (N.F.)
16	84843	1	Spindle Washer, $\frac{3}{4}$ "
17	36724	1	Tapered Roller Bearing Cone
18	36725	1	Tapered Roller Bearing Cup
19	47330	1	Wheel Hub, R.H.
		4	32383 Hub Bolt
20	36723	1	Tapered Roller Bearing Cup
21	36726	1	Tapered Roller Bearing Cone
22	44032	1	Oil Seal
23	41167	1	Spindle, R.H.
		1	61041 Cap Screw, Hex. Hd., $\frac{1}{2}$ " x $2\frac{1}{2}$ "
		1	80679 Lockwasher, $\frac{1}{2}$ "
		1	84946 Nut, $\frac{1}{2}$ "

* Used on S.78 Models only

—continued

HAYLINER 278 BALER

AXLE ASSEMBLY AND SUPPORT (continued)

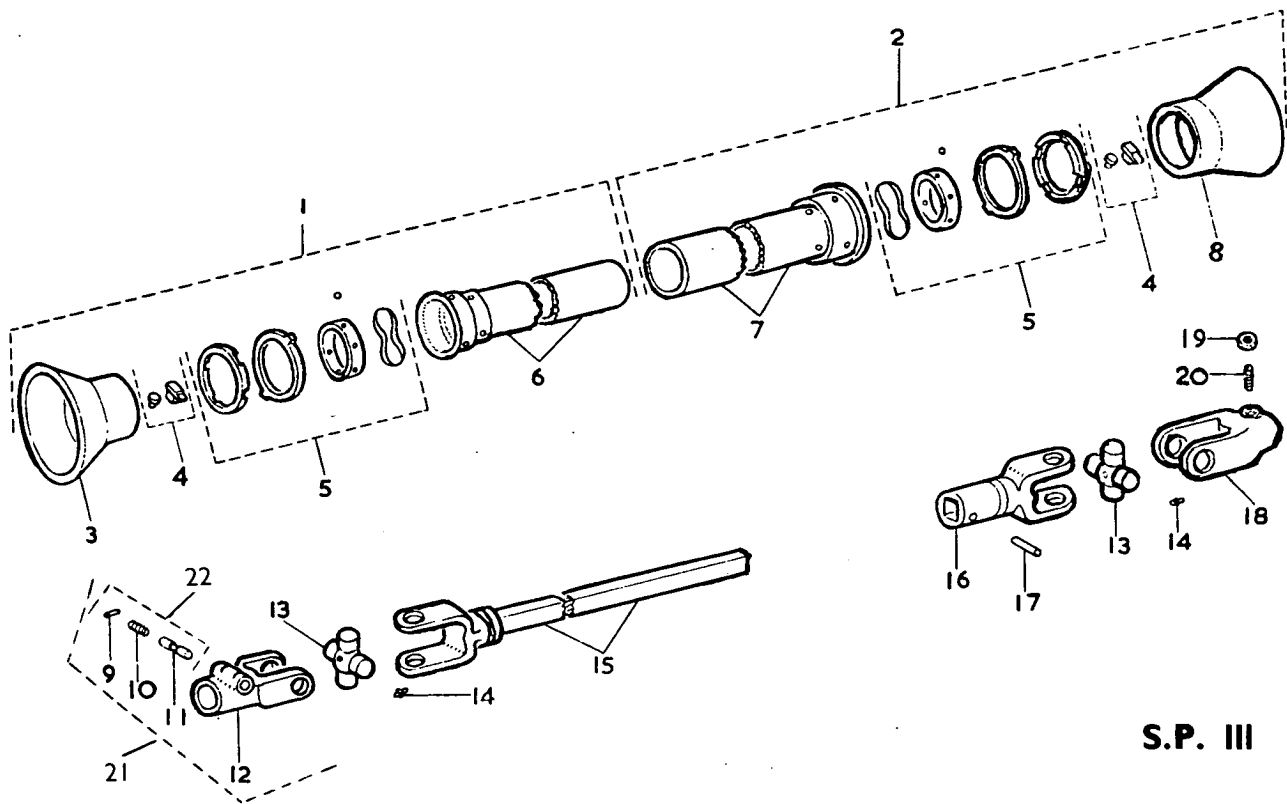
Ref. No.	Part No.	No. Used	Description
24	51711	1	Spindle, L.H.
		1	61058 Cap Screw, Hex. Hd., $\frac{1}{2}$ " x $2\frac{3}{4}$ "
		1	80671 Lockwasher, $\frac{1}{2}$ "
		1	84932 Nut, $\frac{1}{2}$ "
25	36060	1	Oil Seal
26	72012	1	Tapered Roller Bearing Cone
27	72062	1	Tapered Roller Bearing Cup
28	36059	1	Wheel Hub, L.H.
29	72062	1	Tapered Roller Bearing Cup
30	36057	1	Tapered Roller Bearing Cone
31	116150	2	Washer, $\frac{3}{4}$ "
32	87103	1	Hex. Slotted Nut, $\frac{7}{8}$ " N.F., Left
33	115940	1	Hub Cap, Left
34	80736	1	Cotter Pin, $\frac{3}{16}$ " x $1\frac{3}{4}$ ", Left
35	51738	2	Wire Guide
		2	80330 Cap Screw, Hex. Hd., $\frac{5}{16}$ " x $\frac{3}{4}$ "
		2	84929 Hex Nut, $\frac{5}{16}$ "
		2	80674 Lockwasher, $\frac{5}{16}$ "

HAYLINER 278 BALER

P.T.O. ASSEMBLY—FRONT—PART NO. 51626

(Includes Ref. No. 1 to 21 inclusive)

(Used on and below Serial No. 4007)



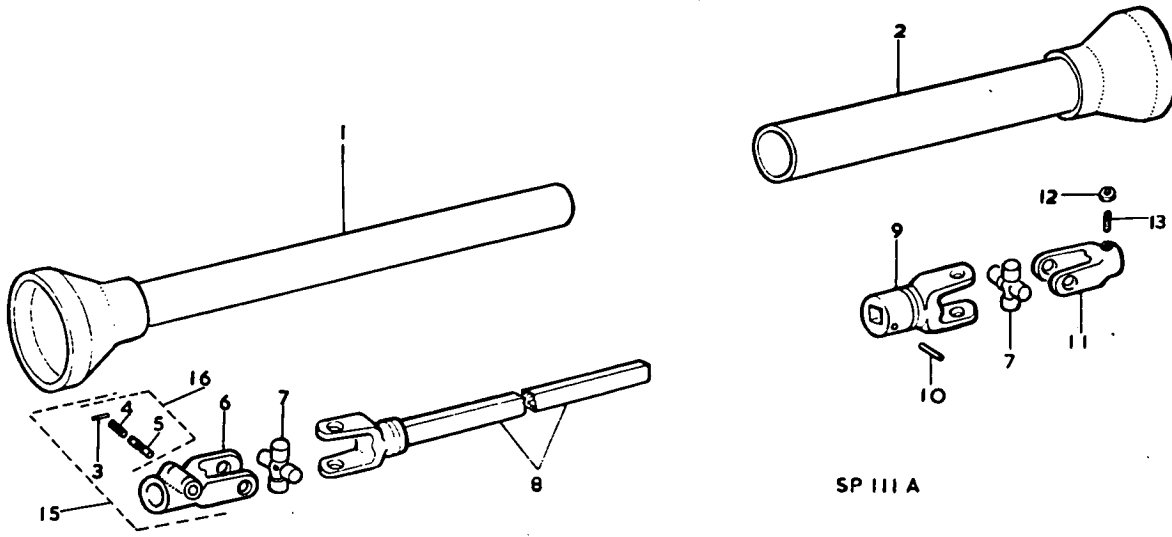
S.P. III

Ref. No.	Part No.	No. Used	Description
—	51626	1	P.T.O. Assembly – Front (Includes items 1–20)
1	69652	1	Inner Guard Assembly Complete
2	69653	1	Outer Guard Assembly Complete
3	69704	1	Cone Assembly
4	158026	2	Grommet and Release Button Kit
5	69826	2	Bearing Assembly
6	69700	1	Inner Tube Assembly
7	69697	1	Outer Tube Assembly
8	69699	1	Cone Assembly
9	69813	1	Roll Pin
10	69812	1	Spring
11	69815	1	Pin
12	69809	1	Yoke
13	51326	2	Journal Bearing and Circlip Assembly
14	51305	2	Lubricator
15	51494	1	Yoke and Shaft Assembly
16	51496	1	Yoke
17	51497	1	Mills Groove Pin
18	51306	1	Yoke
19	84938	1	Hex. Nut
20	51307	1	Set Screw
21	69798	1	Yoke Assembly (includes Items 9, 10, 11, 12 and 22)
22	158312	1	Pin and Spring Kit (includes Items 9, 10 and 11)

HAYLINER 278 BALER

P.T.O. ASSEMBLY—FRONT—PART No. 158537

(Used on and above Serial No. 4008)



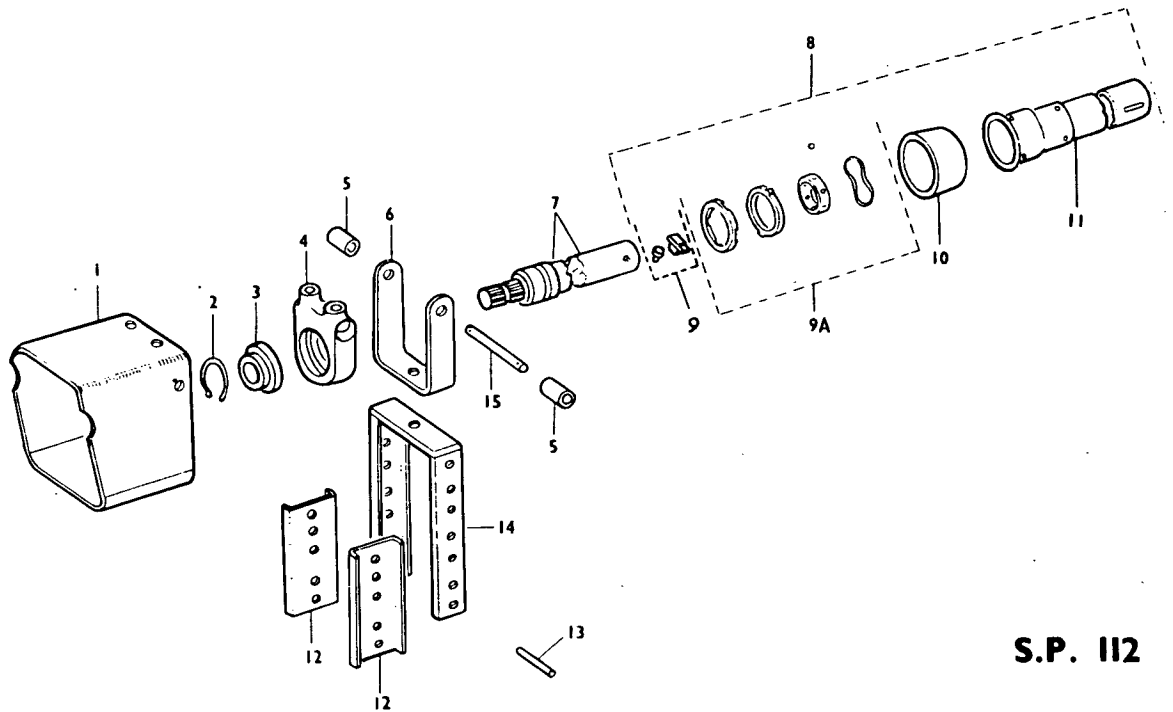
<i>Ref. No.</i>	<i>Part No.</i>	<i>No. used</i>	<i>Description</i>
1	158380	1	Inner Half Guard Assembly
2	158381	1	Outer Half Guard Assembly
3	69813	1	Tension Pin (i)
4	68912	1	Spring
5	69815	1	Pin
6	69809	1	End Yoke (i)
7	51326	2	Journal Bearing & Circlip Assembly
8	158536	1	Yoke and Shaft Assembly
9	51496	1	Yoke
10	51497	1	Tension Pin (ii)
11	51306	1	End Yoke (ii)
12	84938	1	Hex. Nut
13	51307	1	Set Screw
14	*158171	2	Chain (not shown)
15	69798	1	Yoke Assembly (includes Items 3, 4, 5, 6 and 16)
16	158312	1	Pin and Spring Kit (includes Items 3, 4 and 5)

*For Export Models requiring Fixed P.T.O. Guards

HAYLINER 278 BALER

BEARING AND TUBE ASSEMBLY

(Used on and below Serial No. 4084)



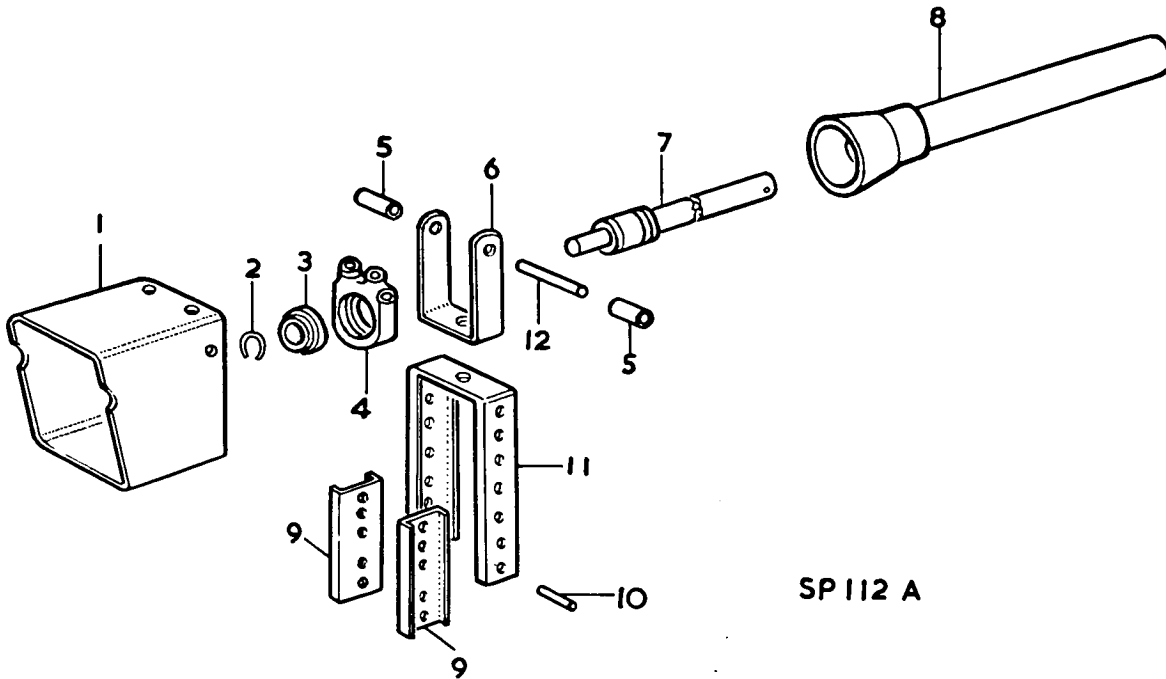
S.P. 112

Ref. No.	Part No.	No. Used	Description
1	51371	1	Guard Weld Assembly
		2	80375 Cap Screw Hex. Hd., $\frac{3}{8}$ " x $\frac{3}{4}$ "
		2	80680 Lockwasher, $\frac{3}{8}$ "
2	29852	1	Retaining Ring
3	47192	1	Ball Bearing
4	34056	1	Bearing Housing
5	51366	2	Spacer
6	51368	1	Upper Yoke
7	51460	1	Tubular Shaft Assembly
		1	51629 Lubricator
8	69654	1	Inner Guard Assembly Complete
9	158026	1	Grommet and Release Button Kit
9A	69826	1	Bearing Assembly
10	69704	1	Cone Assembly
11	69707	1	Inner Guard Tube Assembly
12	38088	2	Support Channel Lower
		1	80969 Cap Screw, Hex. Hd., $\frac{1}{2}$ " x $5\frac{1}{2}$ "
		1	80671 Lockwasher, $\frac{1}{2}$ "
		1	84932 Hex. Nut, $\frac{1}{2}$ "
13	51726	1	Spacer
		2	42547 Spacer
14	42542	1	Support Channel W/A—Upper
		4	87164 Cap Screw, Hex. Hd., $\frac{3}{8}$ " x 2"
		4	80680 Lockwasher, $\frac{3}{8}$ "
		4	84944 Hex. Nut, $\frac{3}{8}$ "
15	51367	1	Yoke Pin
		2	80739 Cotter Pin, $\frac{3}{8}$ " x 1"

HAYLINER 278 BALER

BEARING AND TUBE ASSEMBLY

(Used on and above Serial No. 4085)

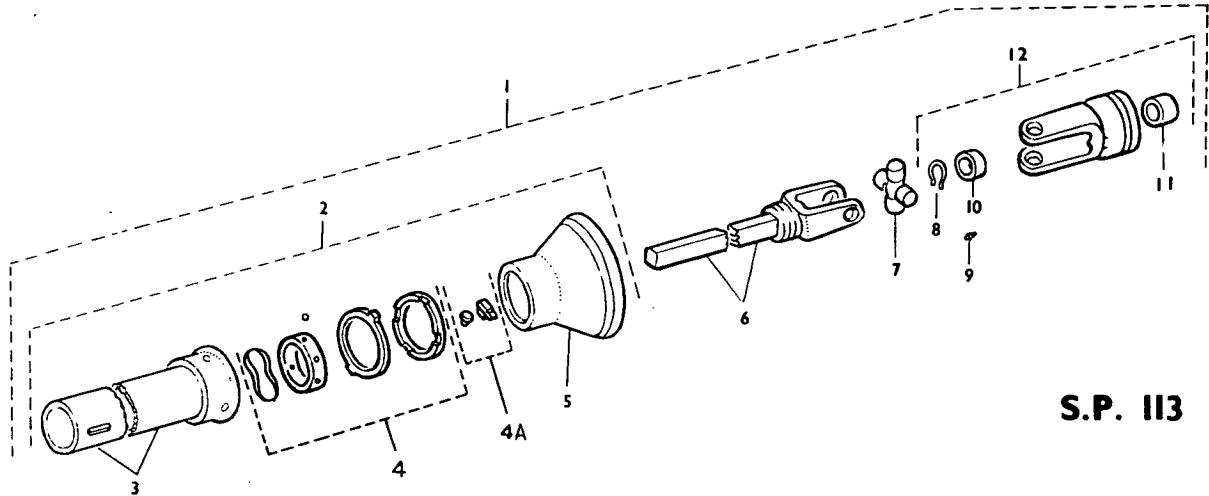


Ref. No.	Part No.	No. used	Description
1	51371	1	Guard Weld Assembly
		2	80375 Bolt Hex. Hd., $\frac{3}{8}$ " x $\frac{3}{4}$ "
		2	80680 Lockwasher $\frac{3}{8}$ "
2	29852	1	Retaining Ring
3	47912	1	Ball Bearing
4	34056	1	Bearing Housing
5	51366	2	Spacer
6	51368	1	Upper Yoke
		1	87111 Bolt Hex. Hd. $\frac{1}{2}$ " x $1\frac{1}{2}$ "
		1	84236 Locknut $\frac{1}{2}$ "
		1	87364 Washer $\frac{1}{2}$ "
7	51460	1	Tubular Shaft Assembly
		1	51629 Lubricator
8	158378	1	Inner Half Guard Assembly
9	38088	2	Support Channel Lower
		1	87584 Bolt Hex. Hd. $\frac{1}{2}$ " x $7\frac{1}{2}$ "
		1	80679 Lockwasher $\frac{1}{2}$ "
		1	84946 Hex. Nut $\frac{1}{2}$ "
		2	87364 Washer $\frac{1}{2}$ "
10	51726	1	Spacer
11	42542	1	Support Channel Weld Assembly Upper
		4	87164 Bolt Hex. Hd. $\frac{3}{8}$ " x 2"
		4	80680 Lockwasher $\frac{3}{8}$ "
		4	84944 Hex. Nut $\frac{3}{8}$ "
12	51367	1	Yoke Pin
		2	87397 Cotter Pin $\frac{3}{16}$ " x 1"
13	*158171	1	Chain (not shown)

*For Export Models requiring Fixed P.T.O. Guards.

HAYLINER 278 BALER

P.T.O. ASSEMBLY—REAR—PART NO. 51628

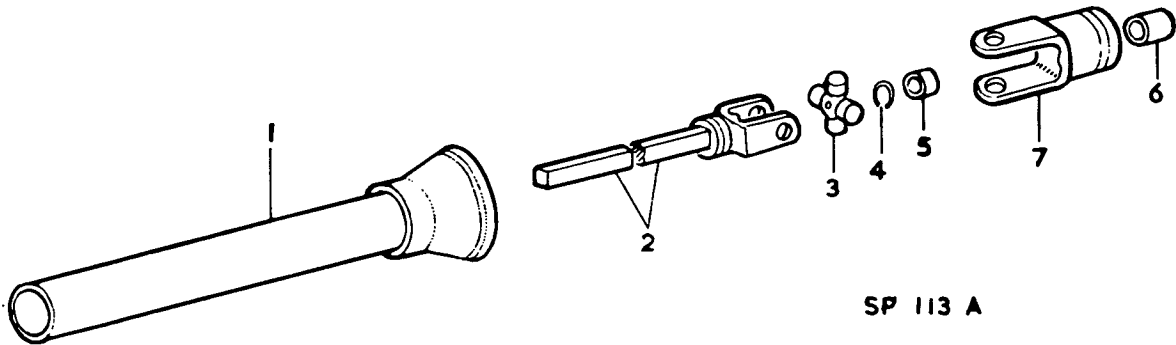


S.P. 113

Ref. No.	Part No.	No. Used	Description
1	51628	1	Shielded Tube Assembly Rear
2	69842	1	Outer Guard Assembly Complete
3	69706	1	Outer Tube Assembly
4	69826	1	Bearing Assembly
4A	158026	1	Grommet and Release Button Kit
5	69704	1	Cone Assembly
6	51317	1	Yoke and Shaft Weld Assembly
7	51326	1	Journal Bearing and Circlip Assembly
8	69506	1	Circlip
9	51305	1	Lubricator
10	34164	1	51288 Washer Ball Bearing
11	28280	1	Bushing
12	69503	1	Yoke Assembly

HAYLINER 278 BALER

P.T.O. ASSEMBLY—REAR—PART No. 158411
(Used on and above Serial No. 4085)



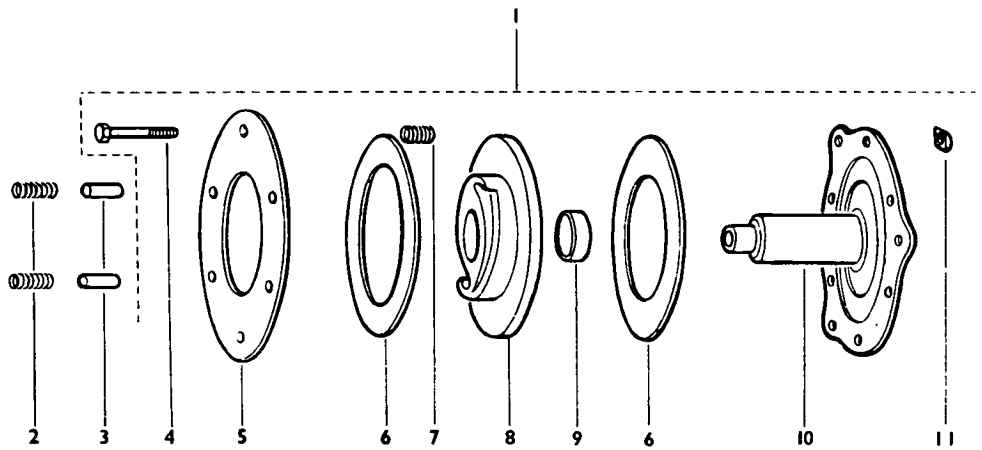
<i>Ref. No.</i>	<i>Part No.</i>	<i>No. used</i>	<i>Description</i>
1	158379	1	Outer Half Guard Assembly
2	158534	1	Yoke and Shaft Weld Assembly
3	51326	1	Journal Bearing & Circlip Assembly
4	69506	1	Circlip
5	34164	1	Ball Bearing
6	28280	1	Bushing
7	69503	1	Yoke Assembly
8	*158171	1	Chain (not shown)

*For Export Models requiring Fixed P.T.O. Guards

NOTE: If complete rear PTO assembly is required (which consists of the above items 1-7 plus items 7 & 8 on page 46A) order part no. 158535.

HAYLINER 278 BALER

CLUTCH

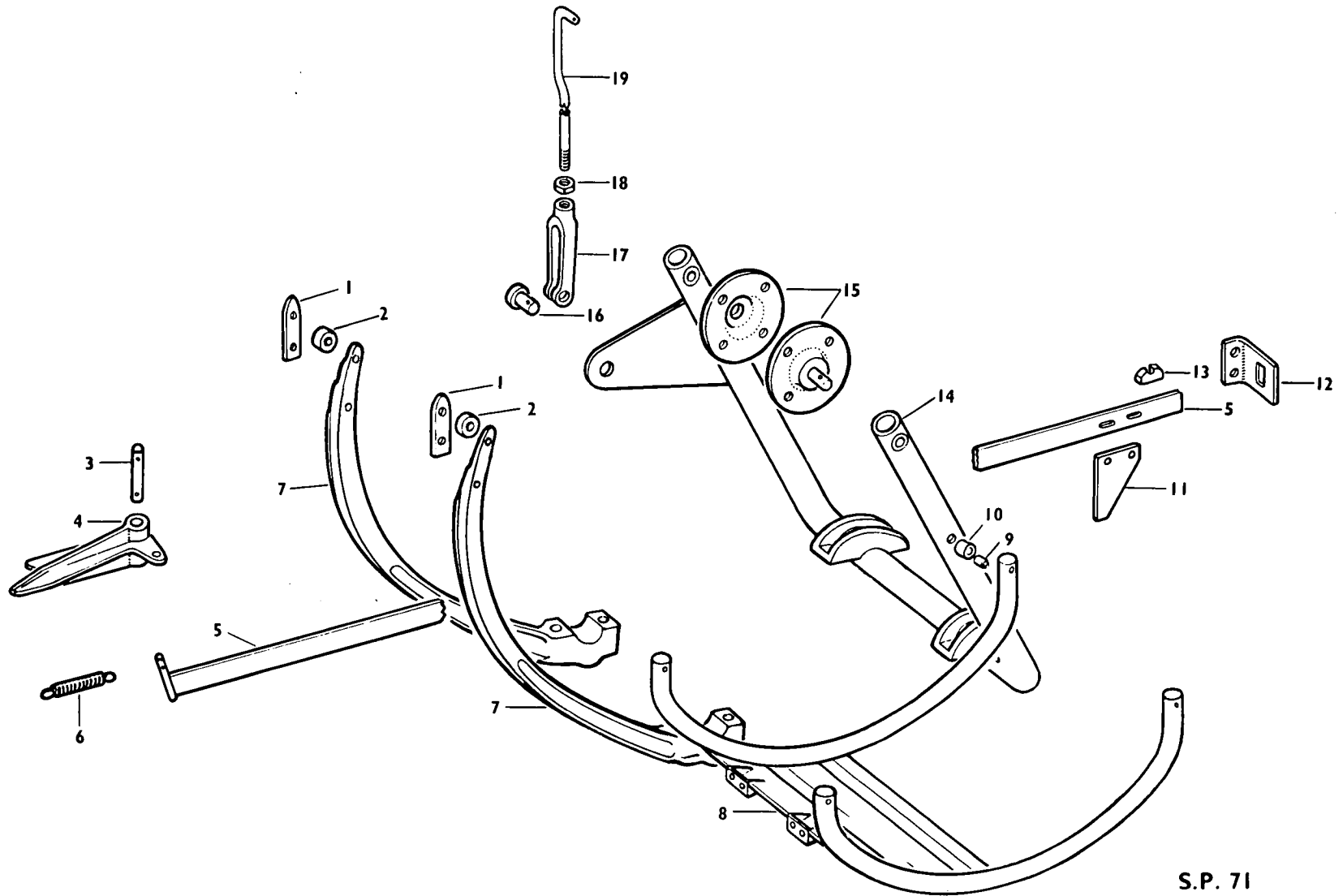


S.P. 57

Ref. No.	Part No.	No. Used	Description
1	158541	1	Complete Clutch Assembly
2	29840	2	Spring
3	29860	2	Clutch Pin
4	88184	6	Cap Screw, Hex. Hd., $\frac{3}{8}$ " x $3\frac{1}{2}$ "
5	28211	1	Clutch Plate
6	128651	2	Friction Disc
7	28284	6	Spring
8	52346	1	Clutch Plate and Bushing Assembly
9	28280	1	Bushing
10	40444	1	Clutch Pilot
		1	87049 Cap Screw, Hex. Hd., $\frac{3}{8}$ " x 1"
		3	84870 Cap Screw, Hex. Hd., $\frac{3}{8}$ " x $1\frac{1}{4}$ "
		1	51772 Special Washer
		1	80680 Lockwasher, $\frac{3}{8}$ "
		3	80680 Lockwasher, $\frac{3}{8}$ "
11	84930	6	Nut, $\frac{3}{8}$ "

HAYLINER 278 BALER

NEEDLE YOKE, ROD AND LINK ASSEMBLIES—WIRE TIE MODELS



50

S.P. 71

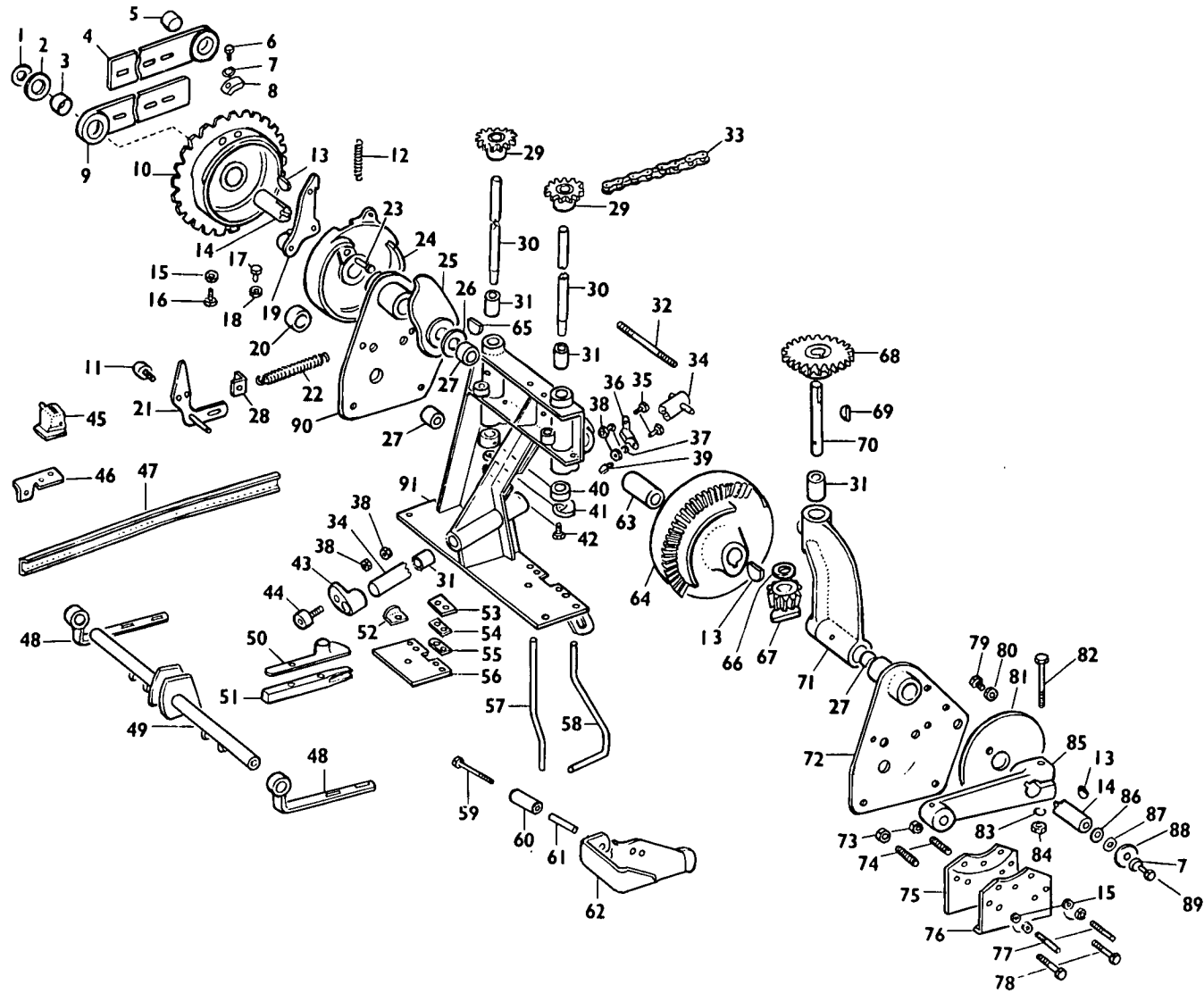
HAYLINER 278 BALER

NEEDLE YOKE, ROD AND LINK ASSEMBLIES—WIRE TIE MODELS

Ref. No.	Part No.	No. Used	Description
1	45529	2	Needle End 2 87659 H. Socket, Flat Hd. Cap Screw, $\frac{1}{4}$ " x $\frac{3}{8}$ " (N.F.)
2	12492	2	Wire Guide Ball Bearing 2 87659 H. Socket, Flat Hd. Cap Screw, $\frac{1}{4}$ " x $\frac{3}{8}$ " (N.F.)
3	34687	1	Needle Safety Latch Pin 2 80736 Cotter Pin, $\frac{3}{16}$ " x $1\frac{3}{4}$ "
4	37939	1	Needle Safety Latch 1 80714 Grease Fitting, $\frac{1}{4}$ "
5	39987	1	Link Weld Assembly 1 80739 Cotter Pin, $\frac{3}{16}$ " x 1"
6	00016	1	Needle Safety Latch Spring
7	46350	2	Needle Assembly (includes items 1 and 2)
8	45552	2	Needle
8	40902	1	Needle Guard Assembly 3 80477 Cap Screw, Hex. Hd., $\frac{3}{8}$ " x 2" 1 80325 Cap Screw, Hex. Hd., $\frac{3}{8}$ " x $2\frac{1}{2}$ " 4 80772 Locknut, $\frac{3}{8}$ " 3 84294 Washer Plain, $\frac{3}{8}$ "
9	36335	1	Spacer Bushing 1 87070 Cap Screw, Hex. Hd., $\frac{3}{8}$ " x $3\frac{1}{4}$ " 2 84294 Plain Washer, $\frac{3}{8}$ " 1 80673 Lockwasher, $\frac{3}{8}$ " 1 84930 Nut, $\frac{3}{8}$ "
10	36334	1	Cam Follower
11	39989	1	Cam Follower 2 80327 Cap Screw, Hex. Hd., $\frac{3}{8}$ " x 1" 2 84294 Plain Washer, $\frac{3}{8}$ " 2 80673 Lockwasher, $\frac{3}{8}$ " 2 84930 Nut, $\frac{3}{8}$ "
12	39980	1	Latch Ejector Guide 2 87827 Bolt, Short Sq. Neck, Rd. Hd., $\frac{5}{16}$ " x 1" 2 80674 Lockwasher, $\frac{5}{16}$ " 2 84929 Nut, $\frac{5}{16}$ "
13	39988	1	Guide Bearing
14	54158	1	Needle Yoke Weld Assembly 1 80714 Grease Fitting 1 80721 Grease Fitting
15	37885	2	Needle Yoke Pivot Weld Assembly 8 61076 Bolt, Short Sq. Neck, Rd. Hd., $\frac{3}{8}$ " x $\frac{7}{8}$ " 8 80673 Lockwasher, $\frac{3}{8}$ " 8 84930 Nut, $\frac{3}{8}$ " 2 01081 Washer
16	54156	1	Needle Yoke Clevis Pin 1 87414 Grease Fitting 1 80741 Cotter Pin, $\frac{1}{8}$ " x 1"
17	40150	1	Needle Yoke Clevis
18	84959	1	Hex. Jam Nut, $\frac{3}{8}$ "
19	59474	1	Needle Yoke Rod 1 80739 Cotter Pin, $\frac{3}{16}$ " x 1"

HAYLINER 278 BALER

TWISTER ASSEMBLY—WIRE TIE MODELS



52

S.P. 116

HAYLINER 278 BALER

TWISTER ASSEMBLY—WIRE TIE MODELS

Ref. No.	Part No.	No. Used	Description
	158172	1	Twister Assembly (Includes the following Parts with the exception of Ref. Nos. 1, 2, 3, 4, 5, 9, 46, 47 and 48)
1	00674	AR	Spacer Washer, $\frac{1}{8}$ " Thick
2	47991	1	Washer, $2\frac{3}{8}$ " O.D. x .060" Thick
3	13664	1	Hub Bushing, $1\frac{3}{4}$ " I.D.
4	47990	1	Brace and Hub Assembly, w/Bushing
		1	87014 Grease Fitting
		3	84248 Carriage Bolt, $\frac{1}{2}$ " x $1\frac{1}{4}$ "
		3	84915 Plain Washer, $\frac{1}{2}$ "
		3	80679 Lockwasher, $\frac{1}{2}$ "
		3	84946 Nut, $\frac{1}{2}$ "
5	44776	1	Hub Bushing, $1\frac{1}{4}$ " I.D.
6	80361	1	Cap Screw, Hex. Hd., $\frac{3}{8}$ " x $\frac{3}{4}$ " (N.F.)
7	80673	2	Lockwasher, $\frac{3}{8}$ "
8	29751	1	Latch
9	47988	1	Brace and Hub Assembly, w/Bushing
		1	87014 Grease Fitting
10	47995	1	Twister Clutch Assembly
		1	80718 Grease Fitting, $\frac{1}{4}$ " x 90°
11	36800	1	Cam Roller Bearing
		1	84294 Plain Washer, $\frac{3}{8}$ "
		1	80673 Lockwasher, $\frac{3}{8}$ "
		1	84937 Nut, $\frac{3}{8}$ " (N.F.)
12	00018	1	Spring
13	80765	3	Woodruff Key No. 18
14	56648	1	Twister Shaft
		1	80710 Grease Fitting
		1	58108 Retaining Ring
15	84956	5	Hex. Jam Nut, $\frac{3}{8}$ "
16	11582	1	Set Screw
17	80183	1	Machine Bolt, Sq. Hd., $\frac{3}{8}$ " x $\frac{3}{4}$ "
		1	80673 Lockwasher, $\frac{3}{8}$ "
18	84930	1	Nut, $\frac{3}{8}$ "
19	11530	1	Twister Clutch Pawl Assembly
		1	11529 Twister Clutch Roller
		1	11528 Twister Clutch Roller Pin
20	44775	2	Bushing
21	65816	1	Trip Assembly
		1	80741 Cotter Pin, $\frac{1}{8}$ " x 1"
22	42427	1	Spring
23	27907	1	Clutch Pawl Pin
24	37824	1	Clutch Disc Assembly
25	38522	1	Twister Cam

—(continued)

HAYLINER 278 BALER

TWISTER ASSEMBLY—WIRE TIE MODELS—(continued)

Ref. No.	Part No.	No. Used	Description
26	00672	AR	Spacer Washer, $\frac{1}{32}$ " Thick
26	00673	AR	Spacer Washer, $\frac{1}{16}$ " Thick
27	44773	6	Bushing
28	65815	1	Stop
			1 88040 Cap Screw, Hex. Hd., Grade 5, $\frac{5}{16}$ " x 1"
			1 80198 Locknut, $\frac{5}{16}$ "
			2 48035 Washer
29	43802	2	Driven Sprocket Weld Assembly
			4 80428 Set Screw, Hex. Socket Cup Point, $\frac{5}{16}$ " x $\frac{3}{8}$ "
30	128658	2	Twister Hook Shaft
31	47584	8	Bushing
32	45520	1	Adjusting Screw
			4 84930 Nut, $\frac{3}{8}$ "
33	45517	1	Twister Hook Drive Chain No. 40. Consists of:—
			1 25195 Coupler Link
			57 25804 Roller Link
34	43812*	1	Shuttle Shaft Weld Assembly
	132378**	1	Shuttle Shaft Weld Assembly
35	59804*	2	Cam Follower Bearing
	132548**	2	Cam Follower Bearing
36	43983*	1	Cam Follower
			1 87334 Roll Pin, $\frac{1}{4}$ " x $1\frac{1}{4}$ "
	135936**	1	Cam Follower
37	80672	2	Lockwasher, $\frac{7}{16}$ "
38	87656	4	Hex. Jam Nut, $\frac{7}{16}$ "
39	87719	2	Grease Fitting
40	11182	2	Set Collar, w/Screw
			2 80428 Set Screw, Hex. Socket Headless, $\frac{5}{16}$ "
41	46236	2	Twister Hook Assembly
42	81967	2	Cap Screw, Socket Hd., $\frac{5}{16}$ " x $\frac{3}{4}$ "
43	63433	1	Shuttle Cam Follower
			1 80714 Grease Fitting
			1 87334 Roll Pin, $\frac{1}{4}$ " x $1\frac{1}{2}$ "
44	59804	1	Cam Follower Bearing
45	26995	1	Bale Counter
			1 70047 Lever
46	38696	1	Bale Counter Bracket
			1 80332 Cap Screw, Hex. Hd., $\frac{1}{4}$ " x $\frac{1}{2}$ "
			1 80675 Lockwasher, $\frac{1}{4}$ "
			1 84928 Nut, $\frac{1}{4}$ "
47	40997	1	Twister Brace
			2 80328 Cap Screw, Hex. Hd., $\frac{3}{8}$ " x $\frac{3}{4}$ "
			2 80673 Lockwasher, $\frac{3}{8}$ "
			2 84930 Nut, $\frac{3}{8}$ "
48	45503	2	Bracket
			4 80366 Cap Screw, Hex. Hd., $\frac{5}{16}$ " x 1"
			4 87347 Plainwasher, $\frac{5}{16}$ "
			4 80674 Lockwasher, $\frac{5}{16}$ "
			4 84929 Nut, $\frac{5}{16}$ "
49	45540	1	Clamp Control Weld Assembly
			4 80979 Set Screw, Sq. Hd., Cup Point, $\frac{5}{16}$ " x 1"
			4 84955 Hex. Jam Nut, $\frac{5}{16}$ "
50	43986	2	Clamp Guard
			2 87704 Cap Screw, Hex. Hd., Grade 5, $\frac{3}{8}$ " x $2\frac{1}{2}$ " (N.F.)
			2 84962 Hex. Jam Nut, $\frac{3}{8}$ " (N.F.)
			2 80330 Cap Screw, Hex. Hd., $\frac{5}{16}$ " x $\frac{3}{4}$ "
			2 80674 Lockwasher, $\frac{5}{16}$ "
51	44000	2	Knife and Clamp
52	43792	2	Wire Guard
53	46233	4	Wire Clamp Upper Spacer
			6 80351 Cap Screw, Hex Hd., $\frac{5}{16}$ " x $1\frac{1}{2}$ "
			2 80314 Cap Screw, Hex. Hd., $\frac{5}{16}$ " x $1\frac{3}{4}$ "
			8 80674 Lockwasher, $\frac{5}{16}$ "
			8 84929 Nut, $\frac{5}{16}$ "
54	132118	4	Tongue

—(continued)

HAYLINER 278 BALER

TWISTER ASSEMBLY—WIRE TIE MODELS—(continued)

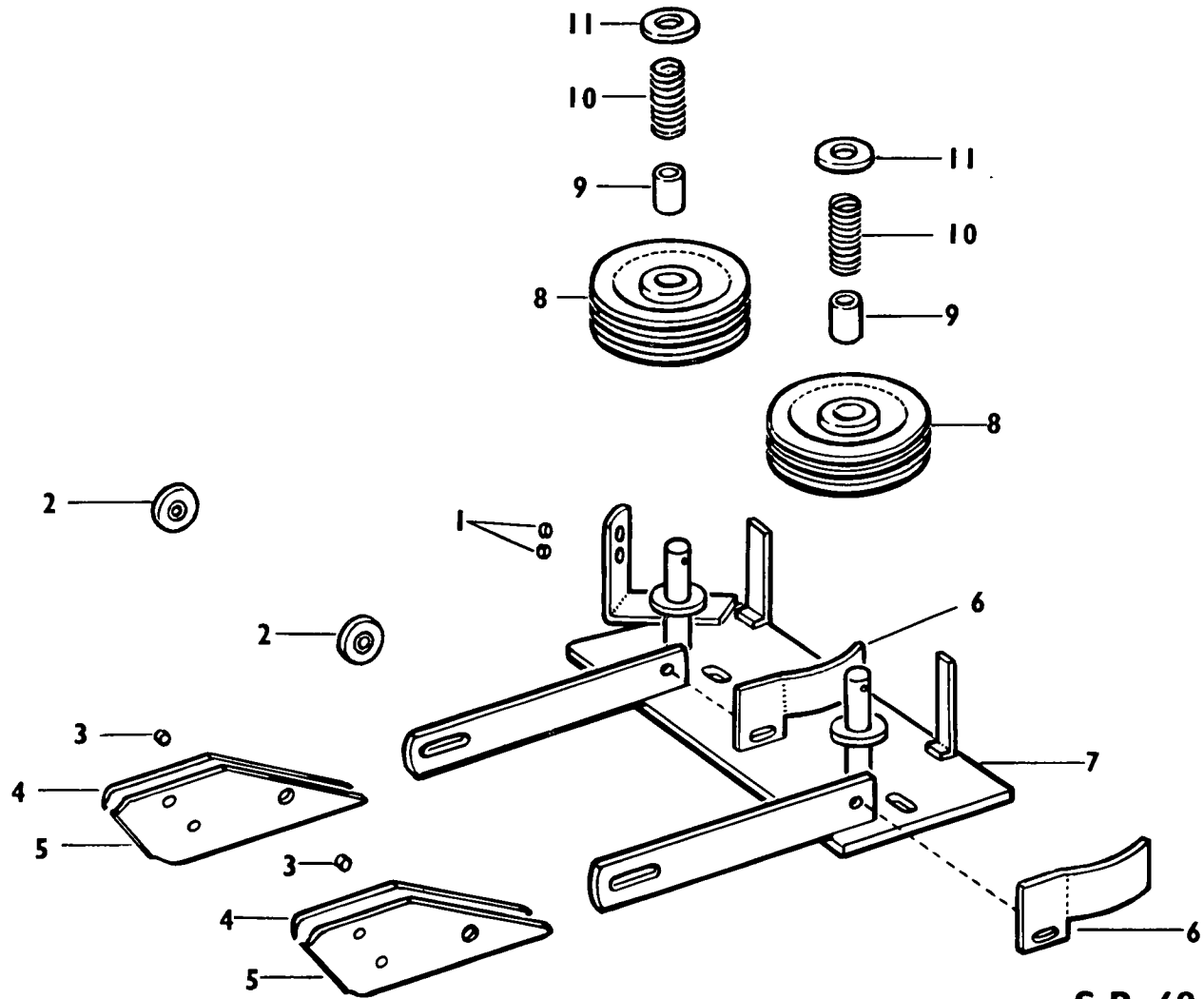
Ref. No.	Part No.	No. Used	Description
55	43793	4	Wire Clamp Lower Spacer
56	128567	2	Ledger Plate
57	128956	2	Twist Tail Wrapper
58	47414	2	Wire Guide
59	80478	2	Cap Screw, Hex. Hd., $\frac{3}{8}$ " x $3\frac{1}{2}$ "
		1	80692 Flat Washer, $\frac{3}{8}$ "
		1	80772 Nut, $\frac{3}{8}$ "
60	43804	2	Roller
61	43803	2	Roller Spacer
62	65659	1	Unloading Roller Mounting Weld Assembly
		2	80342 Cap Screw, Hex. Hd., $\frac{3}{8}$ " x $1\frac{1}{2}$ "
		2	84294 Plain Washer, $\frac{3}{8}$ "
		2	80772 Nut, $\frac{3}{8}$ "
63	43728	1	Shaft Spacer, $2\frac{1}{2}$ " Long
64	132432*	1	Twister Bevel Gear
	132376**	AR	56705 Washer
		1	84926 Cap Screw, Hex. Hd., $\frac{3}{8}$ " x $2\frac{1}{2}$ " (U.N.F.)
		1	84937 Hex. Nut, $\frac{3}{8}$ " (U.N.F.)
65	80780	1	Woodruff Key No. 8
66	45960	1	Washer
67	43912	1	Twister Bevel Pinion
		1	87334 Roll Pin, $\frac{1}{4}$ " x $1\frac{1}{4}$ "
68	43801	1	Driving Sprocket Weld Assembly
		2	80428 Set Screw, Hex. Socket Headless, $\frac{1}{16}$ "
69	80810	1	Woodruff Key No. 9
70	43813	1	Pinion Shaft
71	45536	1	Pinion Gear Bracket and Bushing Assembly
		1	80714 Grease Fitting
		1	80718 Grease Fitting
72	40853	1	Twister Bearing Support (RT), w/Bushing
		1	80714 Grease Fitting
		2	80336 Cap Screw Hex. Hd., $\frac{1}{2}$ " x 1"
		2	80671 Lockwasher, $\frac{1}{2}$ "
		2	84932 Nut, $\frac{1}{2}$ "
73	81561	2	Lock Nut, $\frac{1}{4}$ "
74	37945	2	Spring
75	28406	1	Twister Brake Shoe Assembly, R.H.
76	28407	1	Twister Brake Shoe Assembly, L.H.
77	10389	2	Lever Pin
78	87063	2	Cap Screw, Hex. Hd., $\frac{1}{4}$ " x $2\frac{3}{4}$ "
79	80353	2	Cap Screw, Hex. Hd., $\frac{5}{16}$ " x $\frac{1}{2}$ "
80	80674	2	Lockwasher, $\frac{5}{16}$ "
81	37946	1	Brake Disc
82	80323	1	Cap Screw, Hex. Hd., $\frac{1}{2}$ " x 3" (N.F.)
83	80671	1	Lockwasher, $\frac{1}{2}$ "
84	84938	1	Hex. Nut, $\frac{1}{2}$ "
85	40901	1	Twister Arm
		1	80714 Grease Fitting
86	84294	AR	Plain Washer, $\frac{3}{8}$ "
87	29046	AR	Spacer Washer
88	28409	1	Washer
89	80274	1	Cap Screw, Hex. Hd., $\frac{3}{8}$ " x $\frac{7}{8}$ "
		1	80673 Lockwasher, $\frac{3}{8}$ "
90	40851	1	Twister Bearing Support, Left, w/Bushing
		2	80336 Cap Screw, Hex. Hd., $\frac{1}{2}$ " x 1"
		1	80350 Cap Screw, Hex. Hd., $\frac{5}{16}$ " x $1\frac{1}{4}$ "
		2	80671 Lockwasher, $\frac{1}{2}$ "
		2	84932 Nut, $\frac{1}{2}$ "
		2	84955 Hex. Jam Nut, $\frac{1}{16}$ "
		2	80714 Grease Fitting
91	63436	1	Twister Frame Weld Assembly, w/Bushing
		3	80714 Grease Fitting
		12	87894 Set Screw, Sq. Hd., $\frac{1}{4}$ " x $\frac{3}{8}$ "

*Used On & Below Serial No.3938

**Used On & Above Serial No.3939

HAYLINER 278 BALER

WIRE TIE MODELS — WIRE GUIDE GROUP



S.P. 68

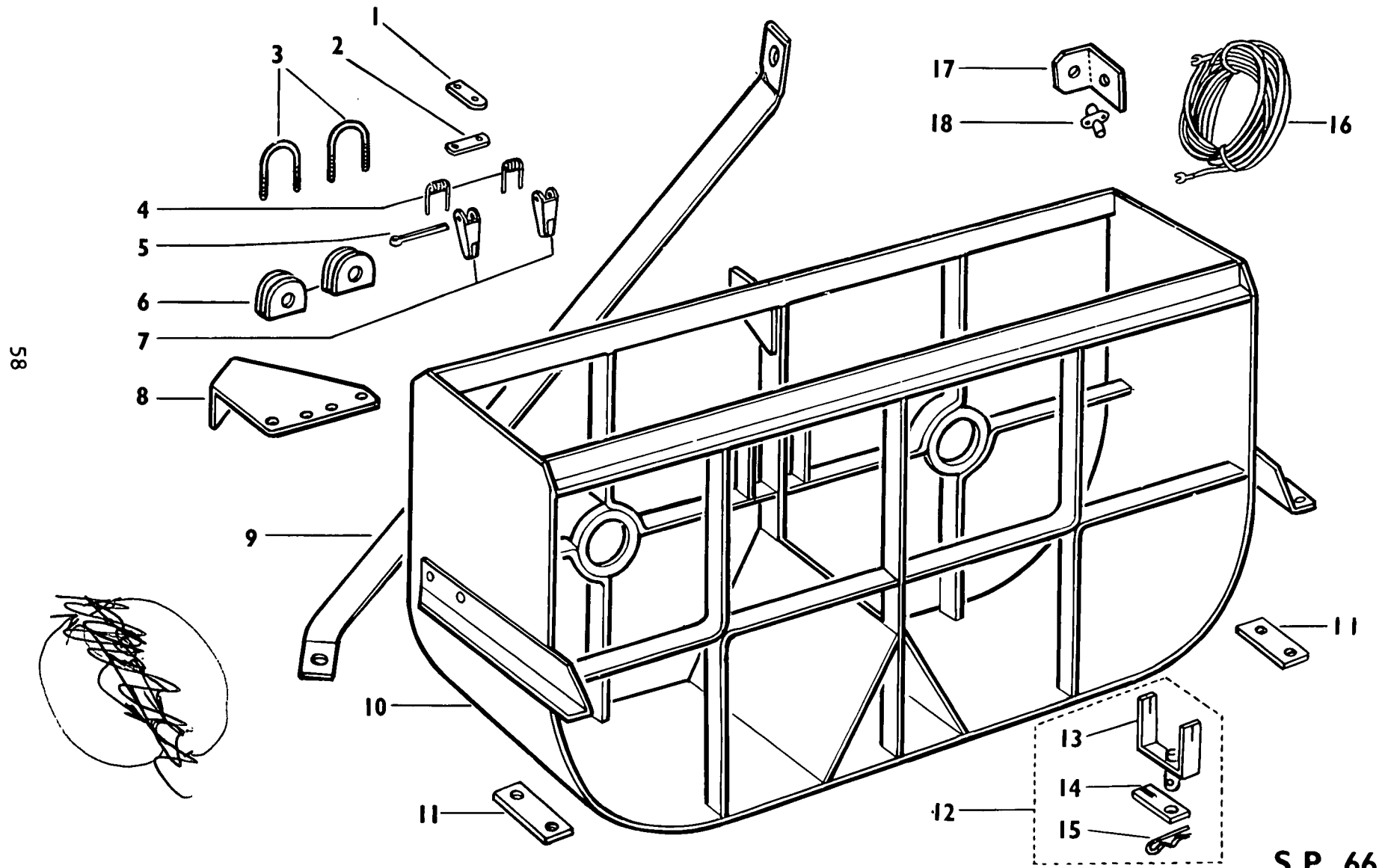
HAYLINER 278 BALER

WIRE TIE MODELS — WIRE GUIDE GROUP

Ref. No.	Part No.	No. Used	Description
1	12393	2	Wire Guide Bushing
2	12492	2	Wire Guide Ball Bearing
		2	80316 Cap Screw, Hex. Hd., $\frac{1}{4}$ " x 1"
		2	80675 Lockwasher, $\frac{1}{4}$ "
		2	84928 Nut, $\frac{1}{4}$ "
3	45519	2	Spacer
		2	80316 Cap Screw, Hex. Hd., $\frac{1}{4}$ " x 1"
		2	80675 Lockwasher, $\frac{1}{4}$ "
		2	84928 Nut, $\frac{1}{4}$ "
4	47938	2	Wire and Roller Plate, R.H.
5	47939	2	Wire and Roller Plate, L.H.
		2	80345 Cap Screw, Hex. Hd., $\frac{3}{8}$ " x $1\frac{1}{4}$ "
		2	80673 Lockwasher, $\frac{3}{8}$ "
		2	84930 Nut, $\frac{3}{8}$ "
6	47481	2	Wire Roller Guide
		2	80330 Cap Screw, Hex. Hd., $\frac{5}{16}$ " x $\frac{3}{4}$ "
		2	87347 Plain Washer, $\frac{5}{16}$ "
		2	80674 Lockwasher, $\frac{5}{16}$ "
7	47491	1	Wire Guide Weld Assembly
		2	87043 Bolt, Rd. Hd. Short Sq. Neck, $\frac{3}{8}$ " x 1"
		2	84294 Plain Washer, $\frac{3}{8}$ "
		2	80673 Lockwasher, $\frac{3}{8}$ "
		2	84930 Nut, $\frac{3}{8}$ "
		2	80741 Cotter Pin, $\frac{1}{8}$ " x 1"
8	47480	2	Wire Guide, Pulley, w/Bushing
		2	80714 Grease Fitting, $\frac{1}{4}$ "
9	47569	2	Pulley Bushing
10	26538	2	Spring, $\frac{7}{8}$ " O.D. x $\frac{7}{16}$ " Free Length
11	87349	2	Plain Washer, $\frac{5}{8}$ "

HAYLINER 278 BALER

WIRE CONTAINER ASSEMBLY



HAYLINER 278 BALER

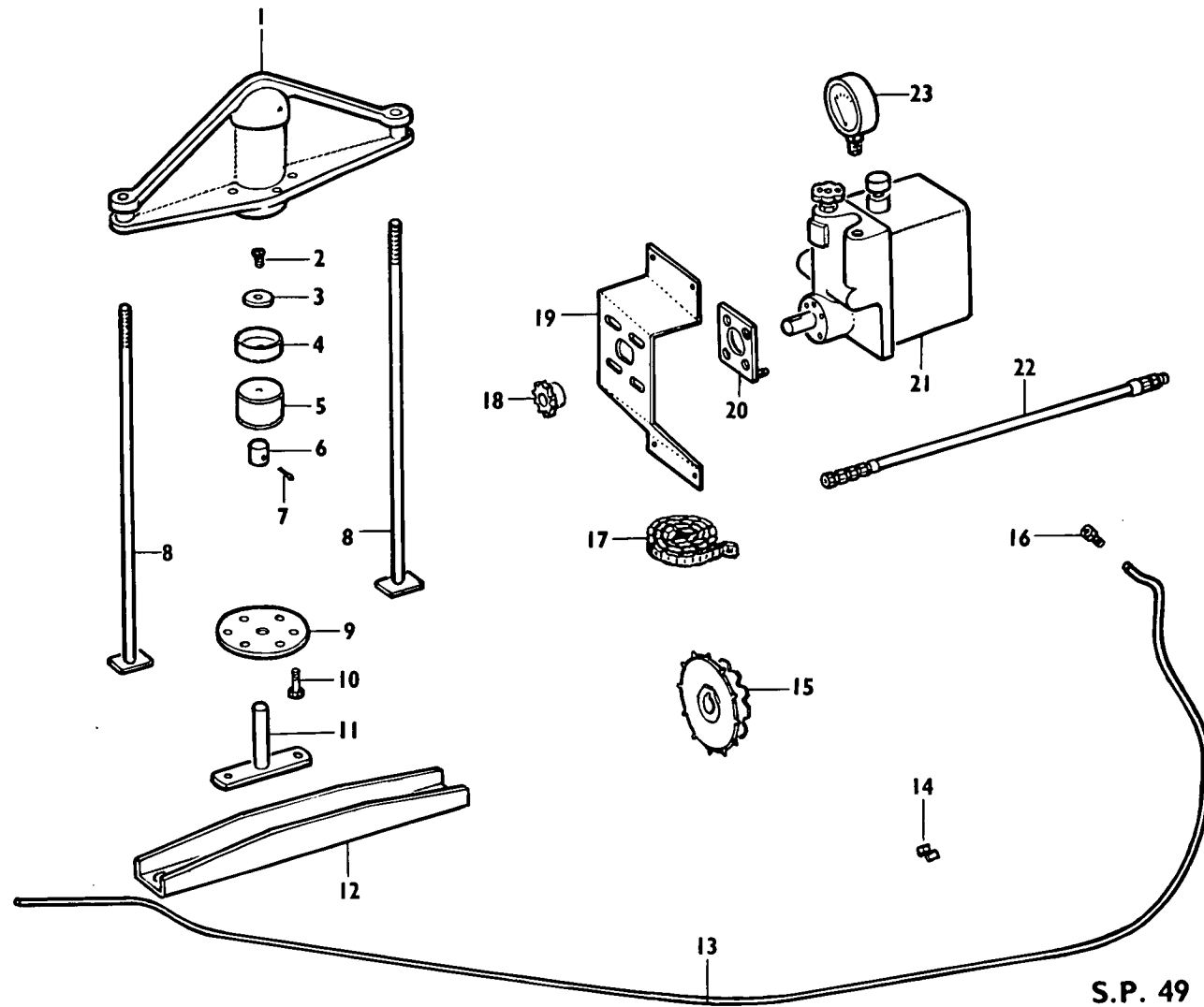
WIRE CONTAINER ASSEMBLY

Ref. No.	Part No.	No. Used	Description
1	12392	1	Switch Insulator 2 -84461 Machine Screw, Truss Hd., $\frac{3}{16}$ " x $\frac{5}{8}$ " 2 -80707 Plain Washer, $\frac{3}{16}$ " 2 -80684 Lockwasher, $\frac{3}{16}$ " 3 -87304 Nut, $\frac{3}{16}$ "
2	46238	1	Switch Contact Plate 1 -84461 Machine Screw, Truss Hd., $\frac{3}{16}$ " x $\frac{5}{8}$ " 1 -80684 Lockwasher, $\frac{3}{16}$ " 1 -87304 Hex. Nut, $\frac{3}{16}$ "
3	28114	2	Wire Guide "U" Bolt 4 -80247 Lockwasher No. 10. 4 -84850 Nut, $\frac{3}{16}$ "
4	12389	2	Switch Spring
5	87734	1	Cotter Pin, $\frac{1}{8}$ " x $2\frac{3}{4}$ "
6	28110	2	Wire Guide
7	13732	2	Switch Assembly
8	45534	1	Wire Guide Mount 1 - 80330 Cap Screw, Hex. Hd., $\frac{5}{16}$ " x $\frac{3}{4}$ " 1 - 80674 Lockwasher, $\frac{5}{16}$ " 1 - 84943 Nut, $\frac{5}{16}$ "
9	45463	1	Wire Container Brace 1 - 80327 Cap Screw, Hex. Hd., $\frac{3}{8}$ " x 1" 1 - 80673 Lockwasher, $\frac{3}{8}$ " 1 - 84930 Nut, $\frac{3}{8}$ " 1 - 80335 Cap Screw, Hex. Hd., $\frac{1}{2}$ " x $1\frac{1}{4}$ " 1 - 80671 Lockwasher, $\frac{1}{2}$ " 1 - 84932 Nut, $\frac{1}{2}$ "
10	45548	1	Wire Container Weld Assembly 4 -84134 Cap Screw, Hex. Hd., $\frac{3}{8}$ " x 4" 4 - 80673 Lockwasher, $\frac{3}{8}$ " 4 - 84930 Nut, $\frac{3}{8}$ "
11	45562	2	Clamping Plate
12	50771	1	Twist Bracket Kit
13	50758	1	Twist Bracket, Weld/Assembly
14	48886	1	Twist Lever 1 -32698 Speed Clip
15	37851	1	Hairpin
16	*40399	1	Conductor Assembly, 10 ft.
Not Shown	13863	1	Connector Assembly 5 -87756 Clip
17	*46342	1	Flanged Connector Bracket (Bolts to Hitch)
18	*40403	1	Flanged Connector Assembly 2 - 84875 Machine Screw, Truss Hd., 4-40, $\frac{3}{8}$ " 2 -84877 Lockwasher 2 - 84876 Nut

* Used with P.T.O. Models only

HAYLINER 278 BALER

ACCESSORIES — HYDRAULIC BALE TENSION UNIT



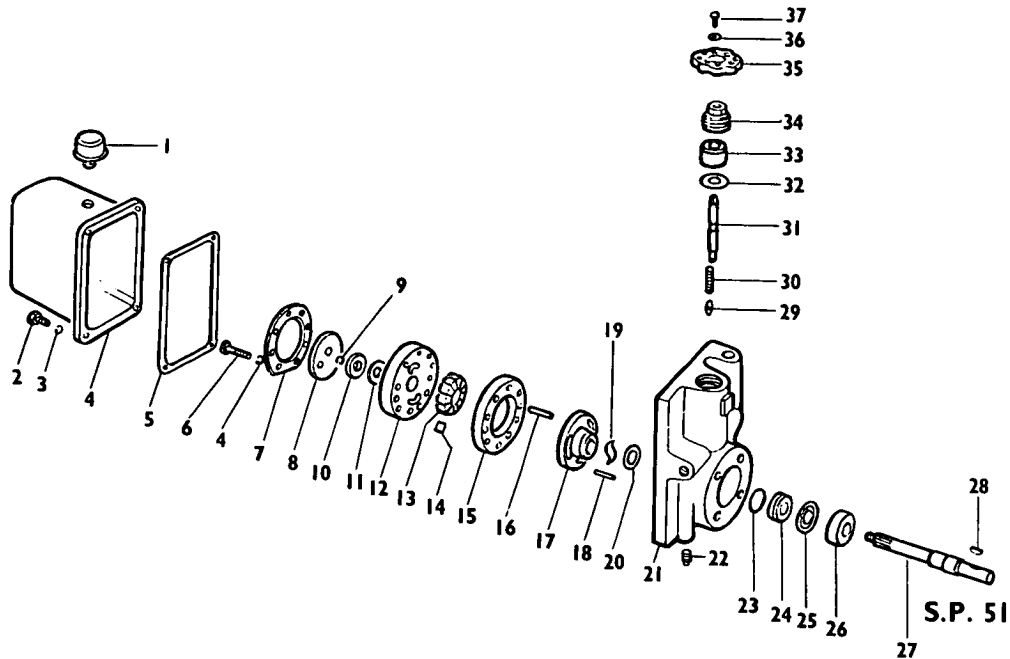
HAYLINER 278 BALER

ACCESSORIES — HYDRAULIC BALE TENSION UNIT

Ref. No.	Part No.	No. Used	Description
	70782	1	Hydraformatic Bale Tension Unit Complete (Includes following items)
	43477	1	Tension Cylinder Assembly Only (Includes Ref Nos. 1 to 7 and 9 to 11 inclusive)
		2	87049 Cap Screw, Hex. Hd., $\frac{3}{8}$ " x 1"
		2	80680 Lockwasher, $\frac{3}{8}$ "
		2	84944 Nut, $\frac{3}{8}$ "
1	33570	1	Tension Cylinder
		1	80709 Pipe Plug, $\frac{1}{8}$ "
		1	80775 Pipe Plug, $\frac{1}{4}$ "
2	80302	1	Machine Screw, Rd. Hd., $\frac{5}{16}$ " x $\frac{5}{8}$ "
3	12627	1	Washer
4	33571	1	Hydraulic Bale Tension Cup
5	33569	1	Piston
6	12629	1	Pressure Block—Inner
7	80740	1	Cotter Pin, $\frac{1}{8}$ " x $1\frac{1}{2}$ "
8	45374	2	Tension Rod Weld Assembly
		2	84910 Lock Nut, $\frac{5}{8}$ "
9	33567	1	Retaining Plate
10	80342	6	Cap Screw, Hex. Hd., $\frac{3}{8}$ " x $1\frac{1}{2}$ "
		6	80673 Lockwasher, $\frac{3}{8}$ "
		6	84930 Nut, $\frac{3}{8}$ "
11	43470	1	Pressure Pin Weld Assembly
12	47263	1	Tension Bar, Lower
		2	80183 Machine Bolt, Sq. Hd., $\frac{3}{8}$ " x $\frac{3}{4}$ "
		2	80673 Lockwasher, $\frac{3}{8}$ "
		2	84930 Nut, $\frac{3}{8}$ "
13	45391	1	Hydraulic Line
14	44429	1	Clip
		1	87049 Cap Screw, Hex. Hd., $\frac{3}{8}$ " x 1"
		1	80680 Lockwasher, $\frac{3}{8}$ "
		1	84944 Nut, $\frac{3}{8}$ "
15	44310	1	Sprocket Assembly
16	12775	2	Compression Fitting
17	45378	1	Pump Drive Chain, R.C. No. 41
		1	44428 Coupler Link (Spring Clip Type)
		133	46234 Roller Link
		1	45573 Offset Link
18	44316	1	Hydraulic Pump Driven Sprocket
		2	80430 Set Screw, Socket Hd. Cup Pt., $\frac{1}{4}$ " x $\frac{1}{4}$ "
19	44312	1	Pump Mount
		4	80357 Cap Screw, Hex Hd., $\frac{1}{2}$ " x $1\frac{1}{4}$ "
		4	87049 Cap Screw, Hex. Hd., $\frac{3}{8}$ " x 1"
		4	87259 Machine Screw, Truss Hd., $\frac{3}{8}$ " x 1"
		4	87364 Plain Washer, $\frac{1}{2}$ "
		4	80679 Lockwasher, $\frac{1}{2}$ "
		8	80680 Lockwasher, $\frac{3}{8}$ "
		8	84944 Nut, $\frac{3}{8}$ "
20	33562	1	Pump Spacer
21	33565	1	Hydraulic Pump, w/Breather Cap
22	12776	1	Hydraulic Hose Assembly, Less Fitting
		1	12775 Compression Fitting
		1	80787 Pipe Tee, $\frac{1}{2}$ "
		1	87694 Close Nipple, $\frac{1}{4}$ " x $\frac{7}{8}$ "
23	13507	1	Pressure Gauge

HAYLINER 278 BALER

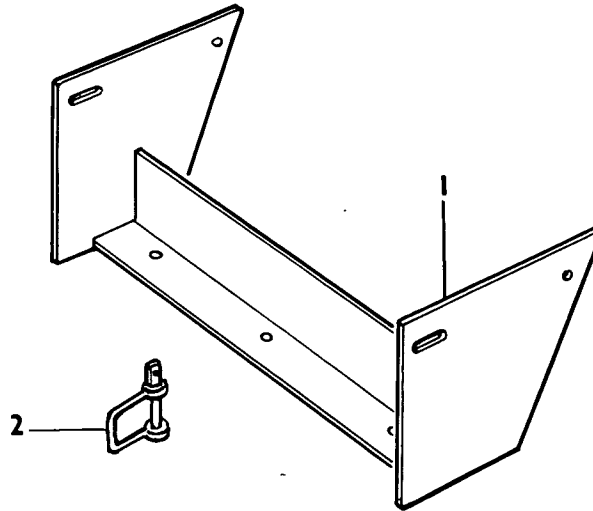
ACCESSORIES HYDRAULIC PUMP



Ref. No.	Part No.	No. Used	Description
1	29307	1	Pump Air Filter
2	80353	4	Cap Screw
3	80674	12	Lockwasher, $\frac{5}{16}$ "
4	29308	1	Tank
5	27272	1	Seal
6	80495	8	Socket Hd. Cap Screw
7	27273	1	Baffle Plate
8	27274	1	Screen
9	27275	1	Snap Ring
10	27276	AR	Spacer
11	27277	1	Bearing
12	27278	1	Pump Head
13	29309	1	Rotor
14	70472	12	Vane (Boxes of 12)
15	27281	1	Ring
16	27282	2	Pin
17	27283	1	Pressure Plate
18	27284	1	Pin
19	27285	1	Washer
20	27286	1	Seal
21	27287	1	Body
22	80775	2	Plug
23	27288	1	Washer
24	27289	1	Seal
25	27290	1	Spacer
26	27291	1	Bearing
27	29315	1	Shaft
28	80810	1	Woodruff Key
29	27301	1	Piston
30	27300	1	Spring
31	29428	1	Adj. Screw
32	27298	1	Gasket (Fibre)
33	27297	1	Oil Seal
34	27296	1	Retainer
35	27295	1	Knob
36	27294	1	Plate
37	27293	1	Screw

HAYLINER 278 BALER

ACCESSORY—SLED HITCH—PART NUMBER 51979



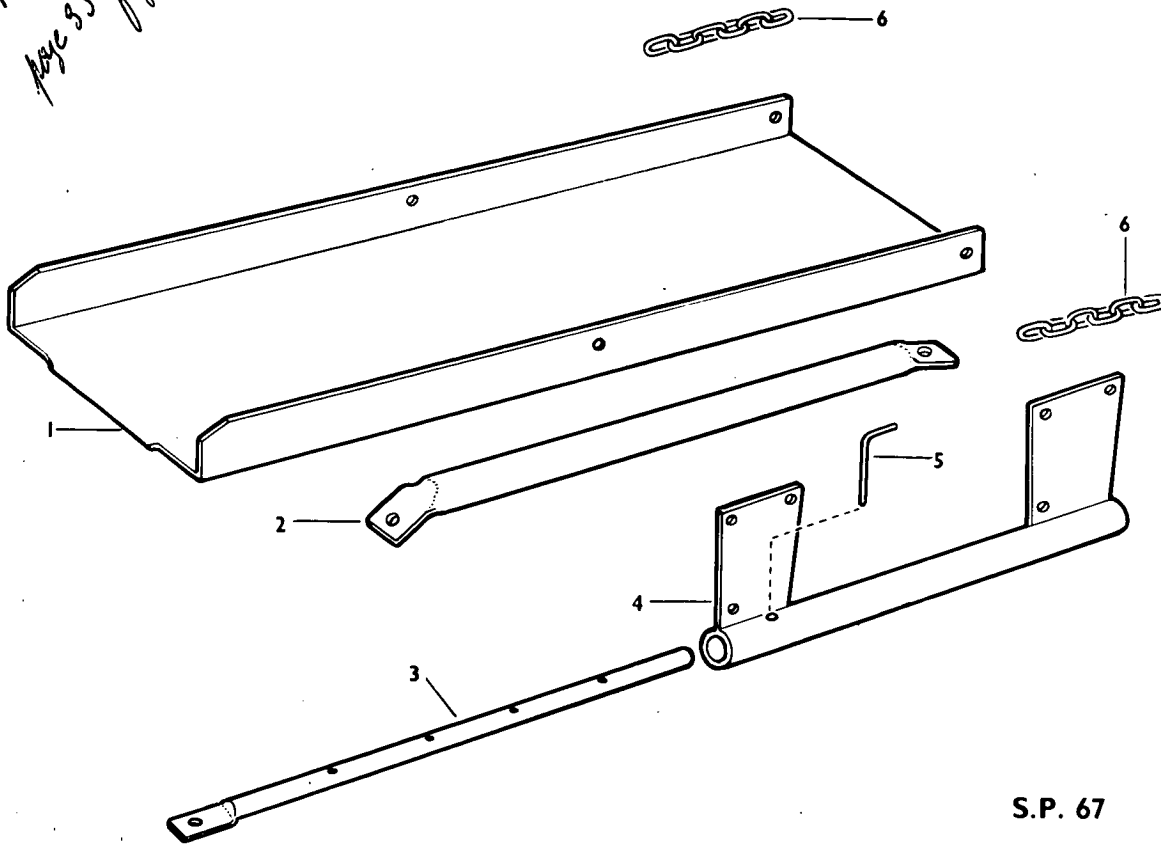
S.P. 117

Ref. No.	Part No.	No. Used	Description
1	51976	1	Sled Hitch
		4	87775 Rd. Hd. Sq. Neck Bolt, $\frac{3}{8}$ " x $1\frac{1}{4}$ "
		4	84944 Hex. Nut, $\frac{3}{8}$ "
		4	80680 Lockwasher, $\frac{3}{8}$ "
		2	87016 Washer, $\frac{3}{8}$ "
2	51222	1	Shackle

HAYLINER 278 BALER

ACCESSORIES — WAGON HITCH AND BALE CHUTE

4998465-
page 33 for 64

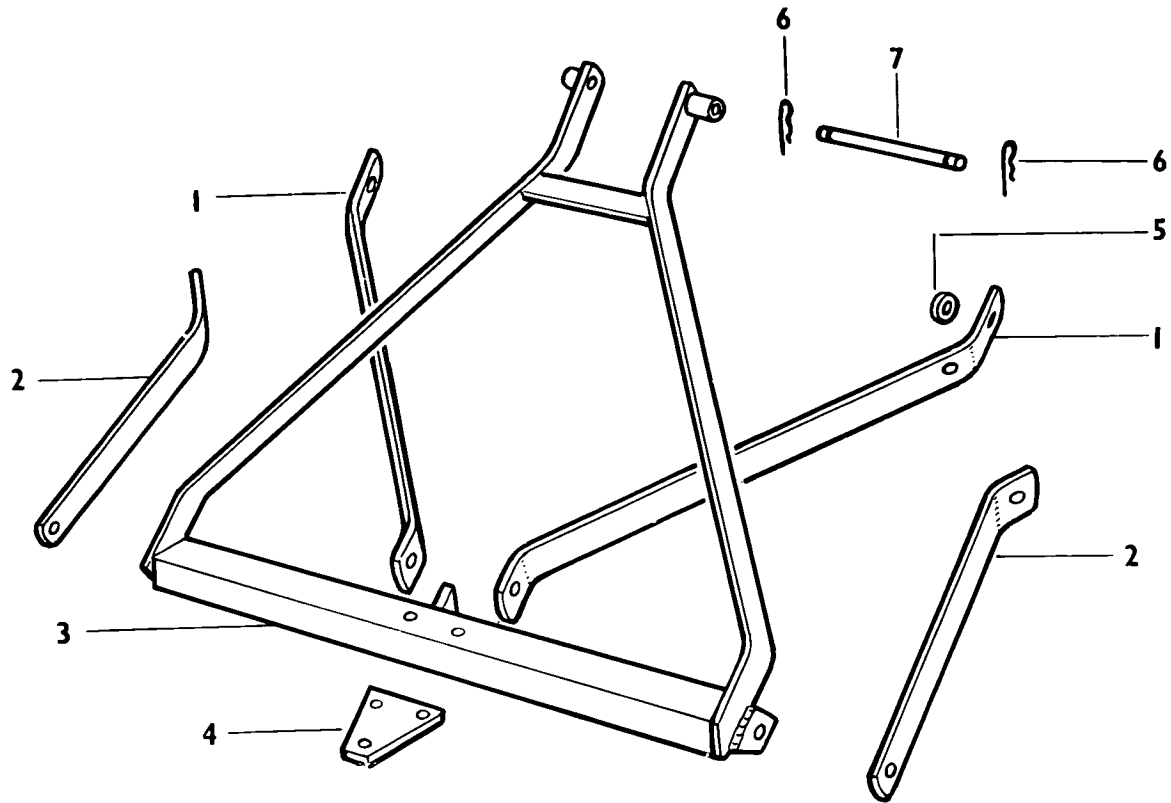


S.P. 67

Ref. No.	Part No.	No. Used	Description
-	70685	1	Wagon Hitch and Bale Loading Chute Complete (includes Items 1 - 6)
-	152801	1	Wagon Hitch Complete (includes items 2, 3, 4 and 5)
1	38305	1	Bale Loader Chute, 48" long 2 87049 Cap Screw, Hex. Hd., $\frac{3}{8}$ " x 1" 2 84040 Lock Nut, $\frac{3}{8}$ "
2	44539	1	Wagon Hitch Tube Brace 2 80357 Cap Screw, Hex. Hd., $\frac{1}{2}$ " x $1\frac{1}{4}$ " 2 80679 Lockwasher, $\frac{1}{2}$ " 2 84946 Nut, $\frac{1}{2}$ "
3	38602	1	Wagon Hitch Tongue
4	38216	1	Wagon Hitch Tube Assembly 2 87237 Carriage Bolt, Sq. Neck, $\frac{3}{8}$ " x 1" 2 87494 Carriage Bolt, Sq. Neck, $\frac{3}{8}$ " x $1\frac{1}{4}$ " 4 80680 Lockwasher, $\frac{3}{8}$ " 4 84944 Nut, $\frac{3}{8}$ " 2 87425 Carriage Bolt, Sq. Neck, $\frac{1}{2}$ " x $1\frac{1}{4}$ " 2 80679 Lockwasher, $\frac{1}{2}$ " 2 84946 Nut, $\frac{1}{2}$ " 2 87016 Plain Washer
5	28267	1	Tongue Pin 1 80741 Cotter Pin, $\frac{1}{8}$ " x 1"
6	26364	2	Bale Loader Chute Chain, 60" long 2 87049 Cap Screw, Hex. Hd., $\frac{3}{8}$ " x 1" 2 87016 Plain Washer, $\frac{3}{8}$ " 2 84040 Lock Nut, $\frac{3}{8}$ "

HAYLINER 278 BALER

ACCESSORY — DRAWBAR



S.P. 82

Ref. No.	Part No.	No. Used	Description
	51492		Drawbar Hitch Assembly Complete Includes all the following items
1	51443	2	Draw bar Support Inner 1 61035 Hex. Hd. Cap Screw, $\frac{5}{8}$ " x $2\frac{1}{4}$ " 1 80670 Lockwasher, $\frac{5}{8}$ " 1 80633 Hex. Nut, $\frac{5}{8}$ "
2	51442	2	Drawbar Support Outer 4 61034 Hex. Hd. Cap Screw, $\frac{5}{8}$ " x 2" 4 80670 Lockwasher, $\frac{5}{8}$ " 4 80633 Hex. Nut, $\frac{5}{8}$ "
3	51434	1	Drawbar Weld Assembly
4	51441	1	Hitch Plate 2 61035 Hex. Hd. Cap Screw, $\frac{5}{8}$ " x $2\frac{1}{4}$ " 2 80670 Lockwasher, $\frac{5}{8}$ " 2 80633 Hex. Nut, $\frac{5}{8}$ "
5	51491	1	Spacer 1 61037 Hex. Hd. Cap Screw, Plated, $\frac{5}{8}$ " x 2" 1 87365 Washer, Plated, $\frac{5}{8}$ " 1 84057 Lockwasher, Plated, $\frac{5}{8}$ " 1 61038 Hex. Nut, Plated, $\frac{5}{8}$ "
6	37851	2	Hairpin Cotter
7	51445	1	Pin

When Fitted to Dexter Tractors All Above Items Used.

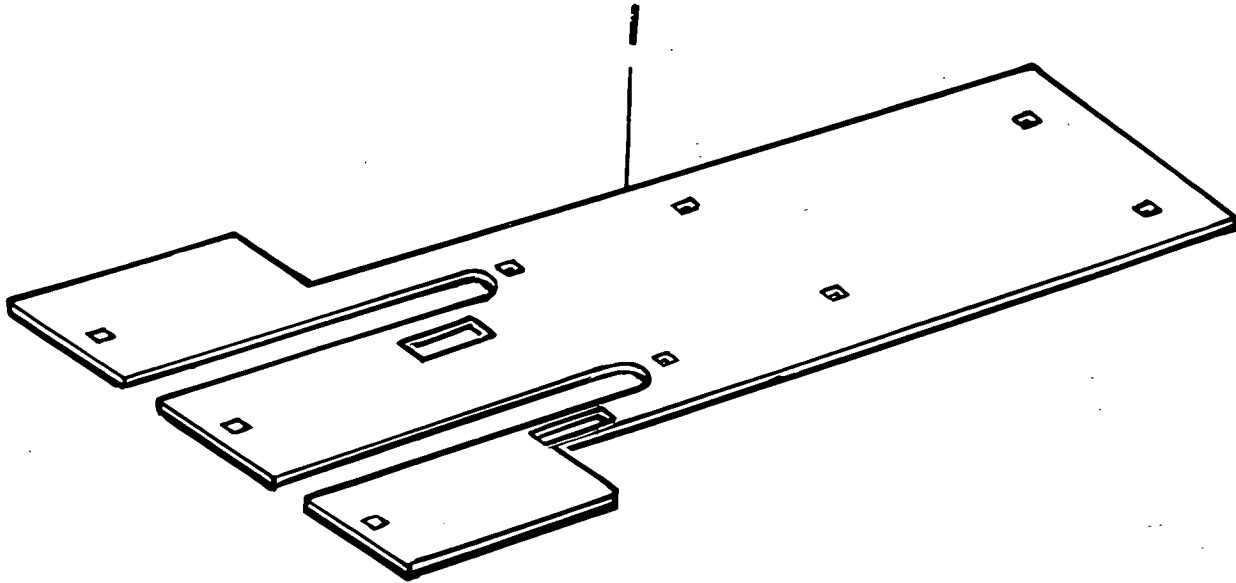
NOTE:

When Fitted to Ferguson Tractors Ref. Nos. 6 and 7 Not Used.

COMPLETE ASSEMBLY 51492 ONLY SUPPLIED

HAYLINER 278 BALER

ACCESSORY — REPLACEABLE BOTTOM KIT

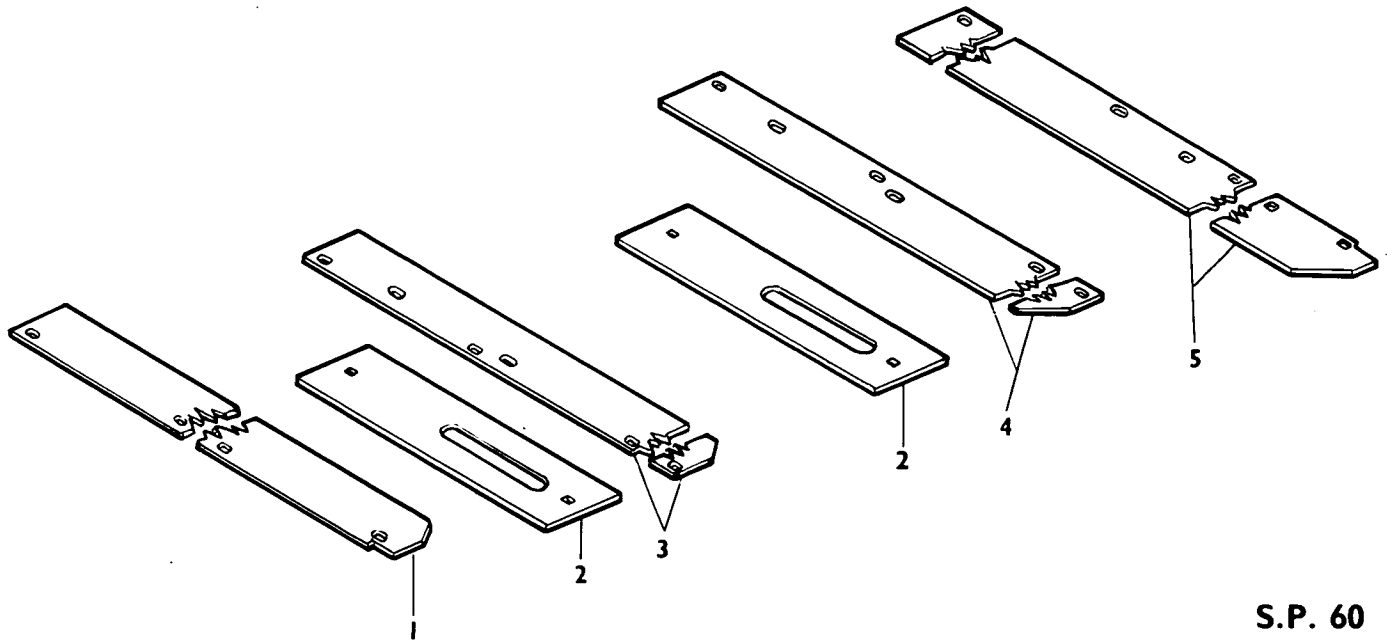


(S.P. 50)

Ref. No.	Part No.	No. Used	Description
	74106	AR	Replaceable Bottom Kit
1	50304	1	Includes the following items
			Replaceable Bottom
		2	87596 Rd. Hd. Short Sq. Neck Bolt, $\frac{3}{8}$ " x $\frac{3}{4}$ "
		5	87686 Rd. Hd. Short Sq. Neck Bolt, $\frac{3}{8}$ " x 1"
		2	87775 Rd. Hd. Short Sq. Neck Bolt, $\frac{3}{8}$ " x $1\frac{1}{4}$ "
		2	87016 Plain Washer, $\frac{3}{8}$ "
		9	80680 Lockwasher, $\frac{3}{8}$ "

HAYLINER 278 BALER

ACCESSORIES — BALE CHAMBER LINER KITS



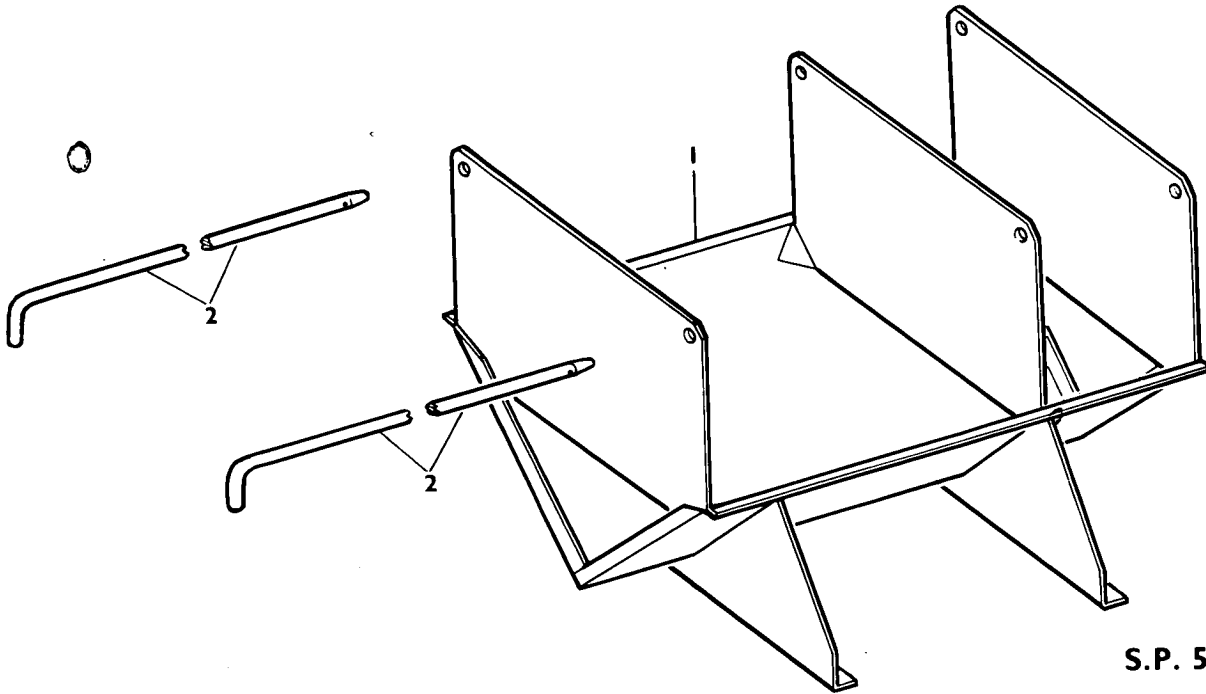
S.P. 60

Ref. No.	Part No.	No. Used	Description
	74141		Bale Chamber Liner Kit
			Includes Ref. 1, 3, 4, 5 c/w Hardware
1	50827	1	Frame Angle Liner, Bottom Left
		4	87686 Rd. Hd. Short Sq. Neck Bolt, $\frac{3}{8}$ " x 1"
		4	80680 Lockwasher, $\frac{3}{8}$ "
		4	84944 Nut, $\frac{3}{8}$ "
2	50825	2	Pressure Plate
		4	87956 Rd. Hd. Short Sq. Neck Bolt, $\frac{3}{8}$ " x $\frac{3}{4}$ "
		4	80680 Lockwasher, $\frac{3}{8}$ "
		4	84944 Nut, $\frac{3}{8}$ "
3	50828	1	Frame Angle Liner, Top Left
		6	87686 Rd. Hd. Short Sq. Neck Bolt, $\frac{3}{8}$ " x 1"
		6	80680 Lockwasher, $\frac{3}{8}$ "
		6	84944 Nut, $\frac{3}{8}$ "
4	50829	1	Frame Angle Liner, Top Right
		6	87686 Rd. Hd. Short Sq. Neck Bolt, $\frac{3}{8}$ " x 1"
		6	80680 Lockwasher, $\frac{3}{8}$ "
		6	84944 Nut, $\frac{3}{8}$ "
5	50826	1	Frame Angle Liner, Bottom Right
		3	87686 Rd. Hd. Short Sq. Neck Bolt, $\frac{3}{8}$ " x 1"
		3	80680 Lockwasher, $\frac{3}{8}$ "
		3	84944 Nut, $\frac{3}{8}$ "

HAYLINER 278 BALER

ACCESSORY — WIRE CARRIER KIT

0



S.P. 59

Ref. No.	Part No.	No. Used	Description
1	70859	1	Wire Carrier Kit Assembly (Includes following items)
	46228	1	Wire Carrier Weld Assembly
		4	87043 Rd. Hd. Short Sq. Neck Bolt, $\frac{3}{8}$ " x 1"
		1	80161 Carriage Bolt, $\frac{3}{8}$ " x $1\frac{1}{4}$ "
		7	84294 Plain Washer, $\frac{3}{8}$ "
		5	80673 Lockwasher, $\frac{3}{8}$ "
		5	84930 Nut, $\frac{3}{8}$ "
2	46225	2	Hold Down Rod
		2	37521 Hairpin Cotter

851

HAYLINER 278 BALER

NUMERICAL PARTS INDEX

Part No.	Page No.	Ref. No.	Part No.	Page No.	Ref. No.	Part No.	Page No.	Ref. No.
00015 -	25	17	13550 -	9	7	28267 -	64	5
	38	52		10	27	28280 -	47	11
00016 -	17	5		26	35		47A	6
	31	9	13664 -	53	3		48	9
	51	6	13732 -	59	7	28284 -	10	34
00018 -	20	64	13863 -	59	-		48	7
	31	8	13935 -	22	5	28384 -	21	13
	53	12	14357 x	9	-	28406 -	20	47
00025 -	39	2	21841 x	19	21		55	75
00414 -	21	11	25069 -	25	2	28407 -	20	46
00672 -	20	55	25195 x	29, 54	-		55	76
	26	51	25121 -	7	2	28409 -	20	40
	29	7		37	1		55	88
	54	26	25804 x	29, 54	-	29046 -	20	39
00673 -	29	-	25809 x	9, 25, 29	-		55	87
	20	55	25811 x	9	-	29307 -	62	1
	26	52	25812 x	9	-	29308 -	62	4
	54	26	25813 x	9, 25, 29	-	29309 -	62	13
00674 -	29	-	25815 x	29	-	29315 -	62	27
	20	55	25818 x	29	-	29428 -	62	31
	26	53	25820 x	9	-	29684 -	5	12
	53	1	25833 -	22	4	29751 -	20	66
00675 -	10	25	26129 -	25	3		53	8
01081 -	17	-	26301 x	38	65	29833 -	19	29
	51	-	26312 -	37	19	29840 -	9	10
	26	43	26364 -	64	6		48	2
10389 -	19	32	26392 -	3	10	29852 -	46	2
	55	77	26538 -	4, 57	30, 10		46A	2
11102 -	19	25	26808 -	43	14	29860 -	9	9
11104 -	19	26	26995 -	19	3		48	3
11106 -	19	24		54	45	29962 x	9	-
11108 x	19	18	27272 -	62	5	32124 -	13	4
11109 -	19	23	27273 -	62	7	33219 -	37	2
11117 x	19	-	27274 -	62	8	33306 x	4	4
11158 x	19	-	27275 -	62	9	33562 -	61	20
111121 x	19	19	27276 -	62	10	33565 -	61	21
11182 -	54	40	27277 -	62	11	33567 -	61	9
11528 -	19	9	27278 -	62	12	33569 -	61	5
	53	-	27281 -	62	15	33570 -	61	1
11529 -	19	8	27282 -	62	16	33571 -	61	4
	53	-	27283 -	62	17	32698 -	59	-
11530 -	19	7	27284 -	62	18	34056 -	46	4
	53	19	27285 -	62	19		46A	4
11555 -	15	7	27286 -	62	20	34164 -	47	10
11574 -	21	3	27287 -	62	21		47A	5
	3	-	27288 -	62	23	34687 -	51	3
11582 -	19	12	27289 -	62	24		17	2
	53	16	27290 -	62	25	35138 -	29	23
11589 -	19	30	27291 -	62	26	35451 -	41	8
11840 -	19	17	27293 -	62	37	35469 -	9	20
12154 -	5	1	27294 -	62	36	35674 -	31	3
12389 -	59	4	27295 -	62	35	35780 -	5	16
12392 -	59	1	27296 -	62	34	36057 -	44	30
12393 -	57	1	27297 -	62	33	36059 -	44	28
12492 -	51	2	27298 -	62	32	36060 -	44	25
	57	2	27300 -	62	30	36334 -	17	10
12595 -	21	4	27301 -	62	29		51	10
12627 -	61	3	27367 -	13	-	36335 -	17	9
12629 -	61	6	27907 -	19	10		51	9
12775 -	61	16		53	23	36723 -	11	10
	61	-	27952 -	29	12	36724 -	43	17
12776 -	61	22	28110 -	17	7	36725 -	43	18
13350 -	29	16		59	6	36726 -	11	11
13507 -	61	23	28114 -	17	6		43	21
13543 -	43	11		59	3	36800 -	15	8
13544 -	43	-	28211 -	10	33		20	63
				48	5		53	11

HAYLINER 278 BALER
NUMERICAL PARTS INDEX

Part No.	Page No.	Ref. No.	Part No.	Page No.	Ref. No.	Part No.	Page No.	Ref. No.
36807 -	15	13	38737 -	38	51	40867 -	14	30
36835 -	25	12	38756 -	13	7	40901 -	20	37
36853 -	25	4		13	7		55	85
37217 -	5	20	38766 -	9	16	40902 -	17	8
37219 -	5	6	38767 -	9	15		51	8
37220 -	7	16	39084 -	33	12	40906 -	17	1
37222 -	7	10	39170 -	20	45	40918 -	3	6
37304 -	7	6	39224 -	20	54	40927 -	3	9
37326 -	37	14	39283 -	7	17	40937 -	37	7
37342 -	7	13	39284 -	7	17	40943 -	39	6
37343 -	7	12	39285 -	7	17	40971 -	39	3
37381 -	7	18	39286 -	7	17	40972 -	39	4
37382 -	7	22	39287 -	7	15	40974 -	11	9
37406 -	7	5	39288 -	7	15	40977 -	37	18
37425 -	7	20	39289 -	7	15	40983 -	37	4
37426 -	7	21	39290 -	7	15	40984 -	34	18
37431 -	7	7	39485 -	26	56	40989 -	9	18
37433 -	7	8	39538 -	43	8	40995 -	9	21
37434 -	7	11	39549 x	43	-	40997 -	19	1
37435 -	7	23	39572 -	25	9		54	48
37436 -	7	19	39574 -	25	7	41012 -	31	6
37437 -	7	3	39617 -	10	30	41014 -	38	60
37581 x	68	-	39655 -	10	29	41015 -	38	58
37706 -	7	14	39716 -	5	17	41023 -	31	1
37708 -	7	1	39725 -	15	9	41167 x	43	23
37762 -	26	57	39818 -	7	-	41262 -	11	13
37776 -	5	7		11	24	41275 -	11	20
37824 -	53	24	39873 -	7	4	41276 -	11	18
37851 -	4	6	39875 -	7	9	41283 -	11	3
	59	15	39940 -	26	61	41286 -	11	21
	65	6	39980 -	17	13	41296 -	41	2
37857 -	11	4		51	12	41307 -	41	1
37885 -	17	15	39987 -	17	4	41325 -	11	5
	51	15		51	5	41326 -	11	6
37902 -	15	5	39988 -	17	12	41327 -	11	7
37905 -	15	6		51	13	41328 -	11	8
37933 -	20	56	39989 -	17	11	41329 -	11	22
37939 -	17	3		51	11	41330 -	11	12
	51	4	40150 -	17	17	41370 -	13	3
37945 -	20	49		51	17	41415 -	38	66
	55	74	40279 -	38	32	41445 -	38	57
37946 -	20	35	40241 x	37	-	41521 -	15	10
	55	81	40340 -	25	24	41537 x	46	9
38069 -	39	1	40399 -	59	16	41573 -	37	30
38088 -	46	12	40403 -	59	18	41614 -	37	23
	46A		40444 -	48	10	41615 -	38	34
38164 -	37	6	40662 -	25	29	41617 -	38	46
38216 -	64	4	40697 -	9	22	41619 -	37	24
38260 -	25	6	40714 -	26	54	41622 -	38	47
38261 -	25	5	40741 -	9	19	41635 -	38	45
38305 -	64	1	40752 -	9	5	41638 -	11	23
38436 -	38	31, 62	40772 -	9	6	41806 -	11	16
38522 -	20	58	40785 -	25	14	41964 -	10	28
	35	25	40791 -	25	30	42007 -	43	1
38527 -	33	5	40823 -	14	21	42238 -	41	4
38532 -	33	6	40826 -	14	22	42271 -	33	8
38536 -	33	7	40827 -	14	31	42287 -	41	3
38602 -	64	3	40828 -	14	24	42317 -	34	17
38662 -	21	15	40829 -	14	25	42334 -	38	56
38690 -	37	29	40841 -	9	11	42350 -	41	12
38692 x	38	-	40851 -	19	14	42351 -	41	11
38693 -	38	54		55	90		15	14
38696 -	19	2	40853 -	19	31	42384 -	4	5
	54	47		55	72	42385 -	4	1
38723 x	4	2	40859 -	13	8	42402 -	9	2

HAYLINER 278 BALER

NUMERICAL PARTS INDEX

Part No.	Page No.	Ref. No.	Part No.	Page No.	Ref. No.	Part No.	Page No.	Ref. No.
42427 -	20	59	44758 -	33	10	46524 -	10	40
	53	22	44773 -	19	15	46537 -	5	13
42479 -	29	2		54	27	46569 -	5	14
42542 -	46	14	44775 -	19	5	46570 -	5	15
	46A	11		29	10	46585 -	10	39
42569 -	33	13		53	20	46587 -	10	38
42576 -	34	21	44776 -	9	4	46589 -	9	12
	39, 41	-		53	5	46623 -	38	36
42691 -	31	4	44788 -	29	21	46977 -	21	1
43048 -	25	26	44789 -	29	17	47192 -	11	19
	25A	26	44806 -	15	4		46	3
43278 x	37	-	44807 -	15	3	47220 -	31	2
43290 -	29	1	45036 -	31	11	47244 -	25	1
	33	2	45082 -	31	7	47245 -	25	20
43334 -	5	5	45239 -	13	17	47246 -	9	1
43470 -	61	11	45240 -	14	23	47262 -	22	6
43477 -	61	-	45283 x	11	-	47263 -	61	12
43728 -	55	63	45321 -	41	9	47292 -	3	12
43792 -	54	52	45374 -	61	8	47306 -	3	2
43793 -	55	55	45378 -	61	17	47308 -	43	6
43801 -	55	68	45391 -	61	13	47309 -	22	8
43802 -	54	29	45403 -	33	3	47320 -	25	21
43803 -	55	61	45440 -	29	8	47325 -	34	20
43804 -	55	60	45455 -	29	-	47328 -	25	10
43812 -	54	34	45463 -	59	9	47330 -	43	19
43813 -	55	70	45503 -	54	48	47334 -	43	7
43912 -	55	67	45517 -	54	33	47336 x	41	5
43983 -	54	36	45519 -	57	3	47346 -	25	19
43986 -	54	50	45520 -	54	32	47351 -	43	3
44000 -	54	51	45529 -	51	1	47357 -	3	4
44032 -	43	22	45534 -	59	8	47407 -	25	16
44052 -	13	11	45536 -	55	71	47408 -	25	18
44058 -	13	19	45540 -	54	49	47414 -	55	58
44061 x	5	-	45548 -	59	10	47464 -	3	14
44064 -	5	3	45552 -	51	7	47465 -	3	15
44106 -	23	1	45562 -	59	11	47480 -	57	8
44280 -	38	43	45573 -	61	-	47481 -	57	6
44284 -	38	44	45876 -	25	28	47491 -	57	7
44310 -	61	15	45882 -	25	27	47499 -	29	11
44312 -	61	19	45950 x	4	3	47500 -	29	9
44316 -	61	18	45960 -	55	66	47544 -	22	3
44428 -	61	-	46030 -	13	9	47549 -	33	4
44429 -	61	14	46046 -	5	-	47569 -	57	9
44457 -	13	10	46047 -	10	44	47584 -	54	31
44480 -	34	16		38	63	47603 -	43	5
44536 -	37	8	46052 -	10	24	47728 -	33	9
44539 -	64	2	46058 -	9	23	47757 -	43	13
44568 -	39	5	46059 -	10	43	47761 -	34	19
44612 x	23	2	46060 -	10	42	47861 -	22	1
44633 -	29	14	46120 -	37	22	47892 -	14	27
44636 -	29	6	46175 -	19	20	47900 -	41	6
44638 -	31	10	46199 -	37	17	47916 -	14	28
44639 -	29	22	46200 -	37	16	47938 -	57	4
44646 -	29	18	46225 -	68	2	47939 -	57	5
44649 -	29	3	46228 -	68	1	47988 -	53	9
44651 -	29	25	46233 -	54	53	47990 -	53	4
44652 -	29	24	46234 -	61	-	47991 -	53	2
44653 -	29	5	46236 -	54	41	47994 -	19	4
44654 -	37	26	46238 -	59	2	47995 -	53	10
44655 -	29	13	46342 -	59	17	48033 -	14	26
44658 -	29	20	46350 -	51	7	48034 -	14	32
44659 -	25	31	46491 -	26	58	48035 -	14	20
44667 -	38	59	46492 -	26	59		54	-
44679 -	43	9	46493 -	26	60	48055 x	20	-
44680 -	37	25	46522 -	10	41	48753 -	13	5

HAYLINER 278 BALER

NUMERICAL PARTS INDEX

Part No.	Page No.	Ref. No.	Part No.	Page No.	Ref. No.	Part No.	Page No.	Ref. No.
48754 -	13	6	51729 -	23	4	64053 -	5	-
48886 -	59	14	51731 -	43	10	64564 -	20	53
48901 -	25	32	51732 -	41	15	65659 -	55	62
49067 -	26	45	51735 -	41	14	65815 -	54	28
50273 -	3	11	51738 -	44	35		20	62
50304 -	66	1	51758 -	43	2	65816 -	53	21
50600 -	4	32	51772 -	48	-	66291 -	19	16
50619 -	25	22	51761 -	13	18	67006 -	20	51
50758 -	59	13	51782 -	41	13	69296 X	13	-
50771 -	59	12	51804 -	41	16	69372 -	41	-
50825 -	67	2	51883 -	3	13	69374 -	26	36
50826 -	67	5	51927 -	5	18	69378 -	33	1
50827 -	67	1	51934 -	25	15	69381 -	26	48
50828 -	67	3	51969 -	14	33	69383 -	26	47
50829 -	67	4	51976 -	63	1	69385 -	26	46
51222 -	63	2	51984 -	37	-	69386 -	25	23
51288 -	47	-	51985 -	37	-	69387 -	25	23
51305 -	45	14	51994 -	13	14	69460 -	3	-
	47	9	52264 -	13	15	69485 -	41	-
51306 -	45	18	52346 -	48	8	69503 -	47	12
	45A	11	52399 X	13	-		47A	7
51307 -	45	20	52409 -	10	32	69506 -	47	8
	45A	13	54130 -	29	4		47A	4
51317 -	47	6	54135 -	37	13	69521 -	26	-
51326 -	47	7	54144 -	37	15	69525 -	31	5
	45	13	54156 -	17	16	69526 -	31	12
	45A	7		51	16	69652 -	45	1
	47A	3	54158 -	17	14	69653 -	45	2
151009 X	26	42		51	14	69654 -	46	8
51345 -	26	41	54182 -	37	5	69656 -	47	2
51366 -	46	5	56141 -	41	7	69697 -	45	7
51367 -	46	15	56617 -	13	13	69699 -	45	8
	46A	12	56648 -	53	14	69700 -	45	6
51368 -	46	6	56652 -	33	15	69704 -	47	5
	46A	6	56655 -	33	14		45	3
51371 -	46	1	56862 -	5	19		46	10
	46A	1	58052 -	21	9	69706 -	47	3
51430 -	10	37	58108 X	53	-	69707 -	46	11
51431 -	14	29	58310 -	13	12	69798 X	45	21
51434 -	65	3	58312 -	13	16		45A	15
51441 -	65	4	58414 -	13	2	69809 -	45	12
51442 -	65	2	58415 -	13	1		45A	6
51443 -	65	1	58640 -	38	48	69812 -	45	10
51445 -	65	7	58743 -	13, 14	-		45A	4
51460 -	46	7	59474 -	17	19	69813 -	45	9
	46A	7		51	19		45A	3
51491 -	65	5	59686 -	25	13	69815 -	45	11
51492 -	65	-	59804 -	54	35	69824 -	33	11
51494 -	45	15	61019 -	5	8	69826 -	45	5
51496 -	45	16	61029 -	21	12		46	9A
	45A	9	61034 -	65	-		47	4
51497 -	45	17	61035 -	65	-	70047 X	54	-
	45A	10	61037 -	65	-	70472 -	62	14
51626 -	45	-	61038 -	65	-	70685 -	64	-
51628 -	47	1	61041 -	43	-	70782 -	61	-
51629 -	46	-	61058 -	44	-	70859 -	68	-
	46A	-	61063 -	43	-	72012 -	44	26
51684 -	43	4	61064 -	43	-	72062 -	44	27
51706 -	26	46	61076 -	17, 51	-		44	29
51711 -	44	24	61081 -	9	-	74106 -	66	-
51715 -	41	10	61087 -	3	7	74141 -	67	-
51723 -	29	19	63433 -	54	43	90123 X	9	3
51726 -	46	13	63436 -	55	91			
	46A	10	63487 -	38	38			
51728 -	23	3	63607 -	38	41			

HAYLINER 278 BALER
NUMERICAL PARTS INDEX

<i>Part No.</i>	<i>Page No.</i>	
111620 #	29	15
115940 -	44	33
116150 -	44	31
122238 X	38	61
122239 X	38	64
128375 -	4	31
128542 -	4	22
128651 -	10	31
	48	6
129344 -	4	25
129345 -	4	26
130508 X	19	30
132376 X	55	64
132378 -	54	34
132432 •	55	64
132548 •	54	35
135936 •	54	36
151458 X	5	-
152438 -	5	21
152801 •	64	-
152804 -	4	33
152888 -	5	-
152932 -	4	28
152933 -	4	27
152934 -	4	23
158009 •	4	24
158026 •	45	4
	46	9
	47	4A
158171 X	45A	14
	46A	13
158172 •	47A	8
	53	-
158312 X	45	22
	45A	16
158359 -	22	7
158378 X	46A	8
158379 X	47A	1
158380 -	45A	1
158381 -	45A	2
158394 -	3	3
158411 -	47A	-
158491 -	25	25
158520 -	26	50
158534 X	47A	2
158535 -	47A	-
158536 -	45A	8
158537 -	45A	-
158541 -	48	1
158542 -	9	8
159338 X	-	5
159530 -	2	5

HAYLINER 278 BALER

NUMERICAL HARDWARE INDEX

Part No.	Page No.	Ref. No.	Part No.	Page No.	Ref. No.
- 80161	68	-	- 80671	7,9,10,13,17,19	-
- 80183	20	67		29,43,44,46,55,59	-
	53	17		5	11
	61	-		20	44
- 80198	14,20,33,43,54	-		37	20
- 80230	4,41	-		55	83
- 80247	17,34,41,59	-	- 80672	7	-
- 80256	31,33,34,39,41	-		54	37
- 80274	20	42	- 80673	7,9,13,15,17,19,	-
	55	89		20,22,23,25,29,31,33,	
- 80302	61	2		34,38,43,51,53,54,	
	34,39	-		55,57,59,61,68	
- 80304	19	-		11	2
- 80314	54	-		15	11
- 80315	10	36		20	41
- 80316	31,57	-		21	6
- 80323	20	36		53	7
	55	82	- 80674	7,13,14,17,29,34,	-
- 80325	17,51	-		37,38,39,44,51,54,55,	
- 80327	7,9,13,17,29,33,	-		57,59	
	38,43,51,59			11	26
- 80328	11	1		20	34
	9,13,19,22,25,54	-		55	80
	19	22		62	3
- 80330	7,14,38,44,54,57,59	-	- 80675	4,31,33,34,38,39,	-
- 80332	33,54	-		41,54,57	
- 80335	13,59	-	- 80679	25	33
- 80336	37	21		3,41,43,46A,53,61,64	-
	19,43,55	-	- 80680	3,23,25,37,41,46,46A,48,	-
- 80342	61	10		61,63,64,66,67	
	55	-		63	3
- 80345	21	2	- 80681	25,41	-
	19,23,43,57	-	- 80682	19,25,33,41	-
- 80347	43	-	- 80684	59	-
- 80350	20	60	- 80692	13,23,55	-
	55	-	- 80707	59	-
- 80351	54	-	- 80709	11	14
- 80353	11	25		7,61	-
	19	33	- 80710	5,53	-
	55	79	- 80714	4,17,19,20,25,51,	-
	62	2		54,55,57	
- 80354	5,9,29	-	- 80718	19,53,55	-
- 80357	61,64	-	- 80721	7,17,37,51	-
- 80361	20	65	- 80734	23	-
	53	6	- 80736	10	28
- 80364	10	-		44	34
- 80366	54	-		17,25,26,29,51	-
- 80370	33	-	- 80737	20	69
- 80373	31,33,34,38	-		26	-
- 80375	23,25,41,46,46A	-	- 80738	43	12
- 80389	38	-		26	-
- 80397	5	9	- 80739	17,51	-
- 80425	9	-	- 80740	61	7
- 80428	54,55	-		31	-
- 80429	29	-	- 80741	15,64	1
- 80430	61	-		13,17,19,20,21,51,	-
- 80447	13	-		53,57	
- 80456	26	55	- 80742	21	8
- 80459	29	-		31,33	-
- 80477	17,51	-	- 80750	37	9
- 80478	55	59	- 80755	3,43	-
- 80495	62	6	- 80765	19	13
	53	86		53	13
- 80633	65	-	✕ 80768	25	8
- 80670	65	-		29	-

HAYLINER 278 BALER

NUMERICAL HARDWARE INDEX

Part No.	Page No.	Ref. No.	Part No.	Page No.	Ref. No.
- 80772	38	39	- 84850	17,34,41,59	-
	17,19,26,51,55	-	- 84870	3,25,48	-
X 80775	62	22	- 84875	59	-
	61	-	- 84876	59	-
- 80780	20	57	- 84877	59	-
	55	65	- 84878	10,41	-
80787	61	-	- 84899	21	17
- 80796	5,13,43	-	- 84903	9,29	-
- 80797	9	13	- 84910	61	-
- 80801	41	-	- 84915	9,10,17,29,53	-
- 80810	55	69		37	10
	62	28	- 84922	33,41	-
- 80815	5	-	84926	55	-
- 80837	19	-	- 84928	4,31,33,34,38,39	-
- 80840	41	-		41,54,57	-
- 80964	31,33,38	-	- 84929	14,17,29,34,37	-
- 80965	39	-		38,39,44,51,54,55	-
- 80967	17	-	- 84930	9	17
- 80969	46	-		15	12
- 80979	15,54	-		21	7
- 80986	25	-		48	11
- 81561	20	50		53	18
	37	28		9,13,15,17,19,20,	-
	55	73		22,23,29,31,33,38	-
	31,38,39	-		43,51,54,57,59,61,68	-
- 81738	14	-	- 84932	9,10,13,17,19,29	-
- 81844	7	-		41,43,44,46,55,59	-
- 81849	7	-	- 84933	5	-
- 81967	54	42	- 84937	15,20,53	-
- 84023	31	-	- 84938	45	21
- 84040	25,41,43,64	-		45A	12
- 84057	3,13,26,65	-		20	43
- 84060	38	5E		55	84
84097	3	8	- 84940	13	-
- 84134	59	-	- 84942	19,25	-
84168	25	-	- 84943	13,14,41,54,59	-
- 84236	41	-	- 84944	3,23,25,37,41,46,46A,61	-
	3	8		63,64,67	-
84248	43,53	-	- 84946	26	40
84258	37	-		3,26,43,46,46A,53,64	-
84282	19	-	- 84947	3	-
84291		-	- 84955	21	10
- 84294	9,15,17,19,20,25,53	-		15,20,54,55	-
	55	86	- 84956	19	11
	21	14		38	49
	21	5		53	15
	38	40	- 84958	22	2
	10	35		13	-
	20	38	- 84959	17	18
	21	16		51	18
	31,33,51,55,57,68	-	84962	54	-
- 84307	21	16	- 84968	13	-
- 84327	9	14	- 84969	25	11
- 84361	26	49		37	3
- 84366	31,33,34,38,41	-		41	-
84459	34,41	-	- 84970	25,43	-
- 84461	59	-	- 84971	13	-
- 84467	25,41	-	- 84996	43	15
- 84496	31	-	- 87014	53	-
- 84503	14	-	- 87016	37,41,63,64,66	-
- 84504	14	-	- 87040	3	-
84576	43	-	- 87043	15,17,57,68	-
84826	38	-	- 87049	41,48,61,64	-
- 84843	43	16	- 87061	37	27

HAYLINER 278 BALER

NUMERICAL HARDWARE INDEX

Part No.	Page No.	Ref. No.	Part No.	Page No.	Ref. No.
- 87063	20	48	! 87656	54	38
	55	78		51	-
- 87070	51	-	- 87686	66,67	-
- 87103	44	32	! 87694	61	-
- 87106	13	-	- 87696	38	50
- 87111	46A	-	- 87704	54	-
! 87112	25	-	- 87707	13	-
- 87113	26	38	- 87708	5	4
- 87138	19,33	-	- 87709	7	-
- 87140	38	53	- 87719	54	39
- 87149	25	-	- 87731	11	17
- 87159	38	35		11	-
- 87162	25	-	- 87734	59	5
- 87163	43	-	X 87756	59	-
- 87164	46	-	- 87775	63,66	-
	46A	-	- 87811	38	33
- 87169	3	-	- 87827	17,51	-
- 87195	5	22	- 87828	13	-
	3	-	- 87829	41	-
- 87198	26	-	! 87894	55	-
- 87209	3	-	! 87956	67	-
- 87237	37,41,64	-	! 88004	26	37
- 87259	61	-		54	-
- 87265	13	-	- 88040	20	-
- 87304	59	-	- 88184	48	4
- 87334	54,55	-	! 88502	5	-
- 87347	13,14,43,54,57	-	! 88535	22	9
- 87349	15	2			
	55	11			
- 87351	37	12			
	29	-			
- 87361	10,33,41	-			
- 87362	38,41	-			
- 87364	26	34			
	26	39			
	46A	-			
	61	-			
- 87365	55	11			
	3,43,65	-			
- 87382	38	37			
	38	-			
	22	10			
- 87397	46A	-			
- 87401	25	-			
- 87412	41	-			
- 87414	9,17,29,51	-			
- 87415	41	-			
- 87425	64	-			
- 87430	37	11			
- 87463	19	27			
- 87494	64	-			
- 87503	7	-			
	5	10			
- 87507	25,26,29,31,33	-			
- 87530	14	-			
- 87531	13	-			
- 87534	38	42			
- 87539	29	-			
- 87569	38	-			
- 87584	46A	-			
- 87587	15	-			
- 87596	66	-			
- 87608	5	-			
- 87633	11	15			

Farm accidents can be prevented with your help

No accident prevention programme can be successful without the wholehearted co-operation of the person who is directly responsible for the operation of equipment.

To read accident reports from all over the country is to be convinced that a large number of accidents can be prevented only by the operator anticipating the result before the accident is caused and doing something about it. No power-driven equipment, whether it be transportation or processing, whether it be on the road, in the harvest field or in the industrial plant, can be safer than the man who is at the controls. If farm accidents are to be prevented—and they can be prevented—it will be done by the operators who accept a full measure of their responsibility.

It is true that the designer, the manufacturer, the safety engineer can help; and they will help, but their combined efforts can be wiped out by a single careless act of the operator.

It is said “that the best kind of safety device is a careful operator.” We ask you to be that kind of an operator.



HAYLINER 278

DEALER SERVICE

There is a comprehensive Dealer Service established throughout the country for New Holland Products.

The dealer in your area is anxious to help you obtain the maximum use from your Hayliner 278. He can provide you with expert advice and spare parts should you need them.

New Holland operate Service Parts from two main depots as follows :—

MAIN SERVICE DEPOT FOR SPARES AND SERVICE
AYLESBURY,
BUCKINGHAMSHIRE

Telephone: AYLESBURY 5040 *Telegrams:* NUHOL, AYLESBURY
*Ansafo*ne: AYLESBURY 3345 *Telex No:* 83114

SCOTTISH SERVICE DEPOT FOR SPARES
EAST MAINS INDUSTRIAL ESTATE,
BROXBURN, WEST LOTHIAN

Telephone: Broxburn 2317



NEW HOLLAND

NEW HOLLAND DIVISION SPERRY RAND LIMITED

AYLESBURY, BUCKINGHAMSHIRE, ENGLAND

Telephone: AYLESBURY 5040

*Ansafo*ne: AYLESBURY 3345

Telegrams: NUHOL, AYLESBURY

Telex: 83114